



Bend Park & Recreation
DISTRICT

Don't stand in line GO ONLINE!

Summer Registration for District Residents
opens **TWO DAYS** early for ONLINE users.

May 7 - Online Registration opens at 7:00 am
www.bendparksandrec.org

**May 9 - Walk-In Registration 7am - 3pm (district
residents) at the Bend Senior Center ONLY**

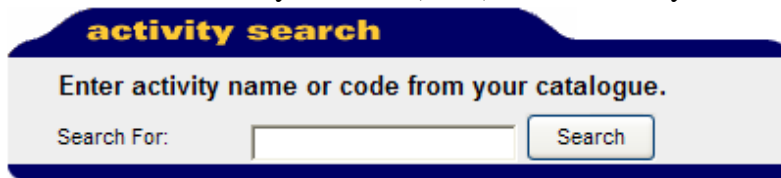
Walk-in district registration for **ALL** programs (including classes offered at Juniper Swim & Fitness Center) will be held at the Bend Senior Center 1600 SE Reed Market Road. Please **DO NOT** go to JSFC to register on May 9.

Only 50% of the spaces for each program are available online. If a program is marked full there still may be spaces available. Please be aware that an additional fee (.50 cents per program) plus 6.5% will be charged for this service by Active.com, the on-line registration provider.

**Follow the steps on reverse
for quick and easy online registration.**

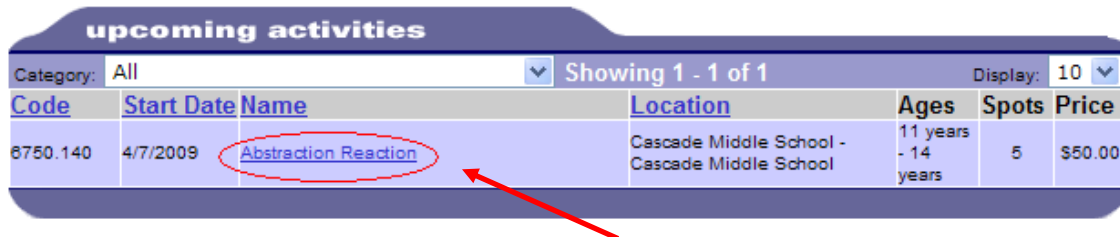
Prior to going online make a list of the Activity Numbers you want to register for (they are in the recreation guide next to the program description). Then go to www.bendparksandrec.org and click on REGISTRATION in the upper right and click on the link.

1. Enter the first Activity Number (code) in the Activity Search text box.



The image shows a search box titled "activity search" with the instruction "Enter activity name or code from your catalogue." Below this is a text input field labeled "Search For:" and a "Search" button.

2. Scroll down and Click on the Name of the Activity in the Upcoming Activities area.

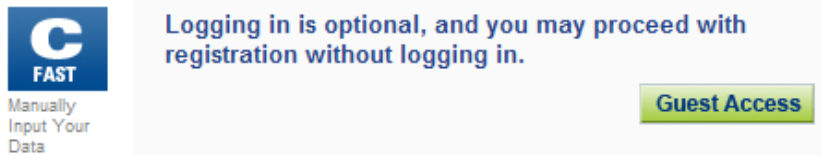


The image shows a table titled "upcoming activities". The table has columns for Code, Start Date, Name, Location, Ages, Spots, and Price. A red circle highlights the "Abstraction Reaction" activity name, and a red arrow points to it from below.

Code	Start Date	Name	Location	Ages	Spots	Price
6750.140	4/7/2009	Abstraction Reaction	Cascade Middle School - Cascade Middle School	11 years - 14 years	5	\$50.00

3. Click on the Register Now button on the next (details) screen.
4. Select Option C – Guest Access.

Register Now



The image shows a login screen with the FAST logo and the text "Logging in is optional, and you may proceed with registration without logging in." There is a "Guest Access" button.

DO NOT join Active Advantage Membership, it will add a \$59.95 annual fee to your card.

5. Check the boxes for the waiver and over 13 then click on the Continue button.

I agree to the above waiver

By checking this box, I agree that I am 13 or older.

Continue

6. Enter the information for the participant. Be sure to enter all required information indicated with a red asterisk (*). *No need to sign up for active's News and Offers (uncheck the boxes).* You do need to indicate if you are a District Resident. Then click Continue.

PARTICIPANT INFORMATION

(* indicates required information)

First Name: *

Continue

7. You will be taken to the Cart Summary. If you wish to enroll someone else for the SAME activity click on the "Register Someone Else" button. If you wish to enroll in a DIFFERENT activity click on the "Register for Another Activity" button. Then repeat steps 3-6 for the next activity.

Register Someone Else

REGISTER FOR ANOTHER ACTIVITY

8. When you are finished entering all the activities you wish to enroll, complete the payment information on the Cart Summary screen.

Click on the Pay Now button. **Pay Now**

Be sure to enter the correct Payee (name on credit card) and all required information indicated with a red asterisk (*).