

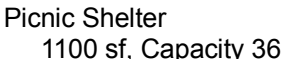











Farewell Bend Park

-  **Electrical Access**
120v 20 amp outlets
2 at shelter
4 at box
-  **Limited Parking**
-  **Picnic Shelter**
1100 sf, Capacity 36

-  **Asphalt**
-  **Concrete**
-  **Pavers**
-  **Vegetation**
-  **Turf - 1.6 acres**

-  **Drinking Fountain**
-  **Water Access**
-  **Trash Can**
-  **Trees**

