

# Bend Park and Recreation District Community Awareness and Perception Survey

## Statistically Valid Results Presentation

February 2026



Opinion Research on  
Elections and Public Policy



PROBOLSKY RESEARCH  
23 Corporate Plaza Suite 150 Newport Beach CA 92660

Newport Beach  
(949) 855-6400

San Francisco  
(415) 870-8150

Washington DC  
(202) 559-0270

0

## Bend Park and Recreation District – Community Awareness and Perception Survey

Survey Methodology\*

	Survey Details
<b>Mode</b>	Phone (landline and mobile) Online (email, mail, text to web)
<b>Language</b>	English and Spanish
<b>Length</b>	12 minutes
<b>Target Respondents</b>	BPRD residents
<b>Survey Fielding</b>	November 1 – 24, 2025
<b>Margin of Error</b>	+/-5%
<b>Survey Participants</b>	400

### Sample

The quotas were designed after carefully matching the BPRD boundaries to consumer data, allowing us to accurately model the resident population within the district based on 2024 ACS data.

### Data Collection Explained

Interviews were conducted with live interviewers by phone and online. Respondents in all modes chose their preferred language, English (98%) and Spanish (2%).

Security measures precluded individuals from completing the survey more than once.




Probolsky Research is a Latina- and woman-owned market and opinion research firm with corporate, election, government, and non-profit clients.

\*Due to rounding, totals shown on charts may not add up to 100%

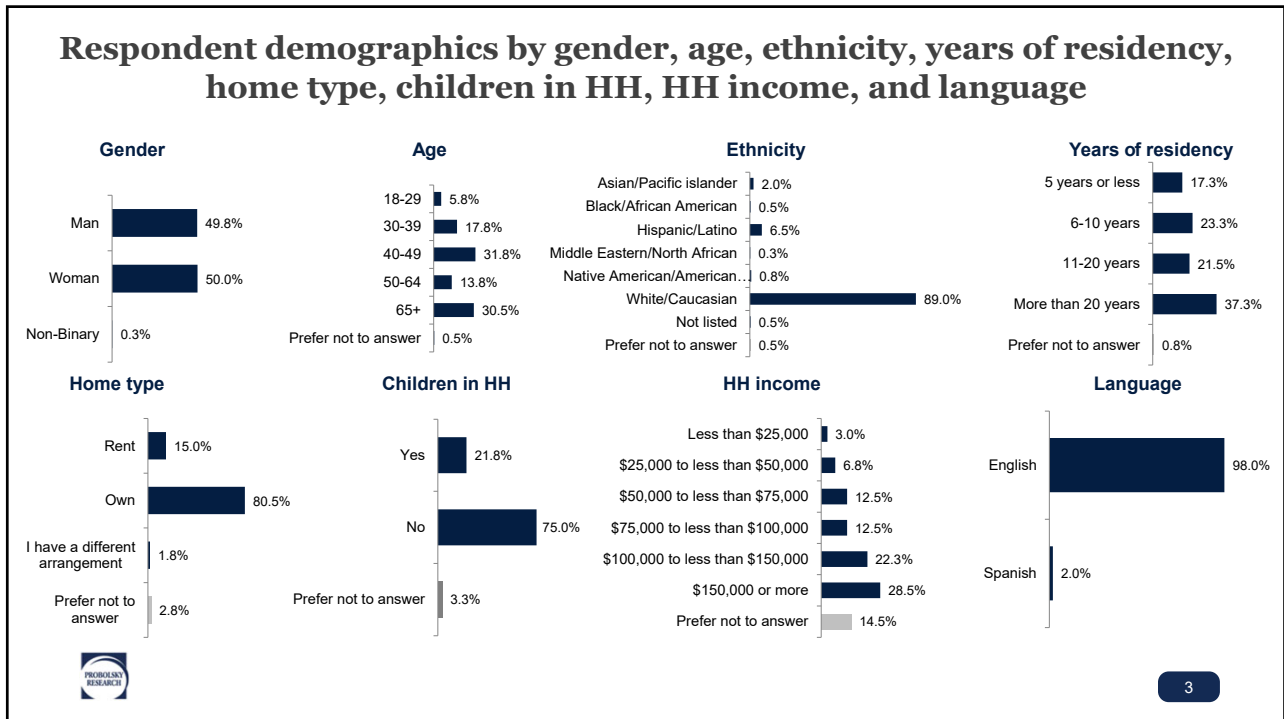
1

1

# Demographics


2

2



3

## Executive Summary

### Overall Satisfaction and Quality of Life

Residents express overwhelmingly positive views of Bend as a place to live, with a vast majority (93%) describing the quality of life as good. Local government performance is viewed moderately well (57%), though not as favorably as the services delivered by the District. BPRD stands out among public agencies, and when respondents rated the value of various local services, parks, trails, and recreation received the highest rating by a large margin (mean: 8.2). This indicates that outdoor recreation access is central to Bend's livability and identity.

### Familiarity, Trust, and Direction of the District

Awareness of BPRD is exceptionally high, with the overwhelming majority of residents (93%) reporting they are familiar with the District. While only about half correctly identify BPRD as a separate agency, this lack of governmental distinction does not impede positive attitudes. A strong majority believe the District is headed in the right direction (71%) and express trust (74%) in the organization. Most image ratings are positive, including environmental stewardship, maintenance quality, and the overall caliber of programs and facilities. The lowest—though still majority-positive—ratings relate to perceptions of transparency and community partnerships, suggesting areas where additional outreach and communication could further strengthen public confidence.



4

4

## Executive Summary

### Usage and Satisfaction with Services

Parks and recreation amenities are not just appreciated but are widely used. Virtually all residents report visiting a park or trail in the past year, and nearly three-quarters have used facilities or participated in programs. Overall satisfaction is extremely high, with the vast majority satisfied with District services. Residents draw a direct connection between access to recreation and quality of life. Large majorities agree that parks and recreation enhance their personal well-being, contribute to the local economy (89%), and shape what makes Bend unique. Residents also report that they feel welcome (92%) and safe (93%) when using District spaces, reinforcing their role as accessible, inclusive community assets.

### Perceptions of Fiscal Stewardship

Views about BPRD's financial management are largely positive. Most residents (67%) believe the District uses taxpayer funds responsibly and feel that the amount they pay toward recreation services is appropriate. Fees for programs and facility use are generally seen as reasonable and aligned with the quality delivered. While financial perceptions are favorable overall, there is room for continued communication—especially around transparency (59%) — given that trust in budgeting and planning is closely tied to future community support.



5

5

## Executive Summary

### Funding Mechanisms and Policy Preferences

Support for bonding to fund parks and recreation infrastructure is strong (72%). More than seven in ten residents express willingness to vote for a bond measure to fund acquisition, development, and renovation of facilities. Nearly six in ten (58%) say they would pay up to \$50 or more in additional annual property taxes to support such investments. These results indicate that residents understand the relationship between funding and maintaining the community quality they value. Residents also weigh tradeoffs thoughtfully. While recognizing the importance of housing affordability, most oppose reducing revenue for parks through fee waivers or property tax exemptions. This resistance reflects the high value residents place on maintaining existing parks and recreation services and ensuring new development contributes to continued access and quality.

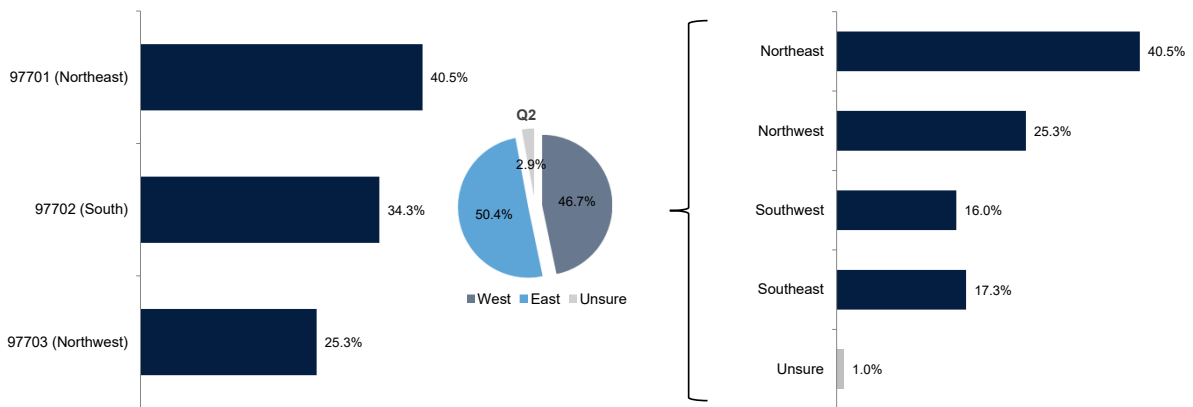
### Service Levels and Planning for Growth

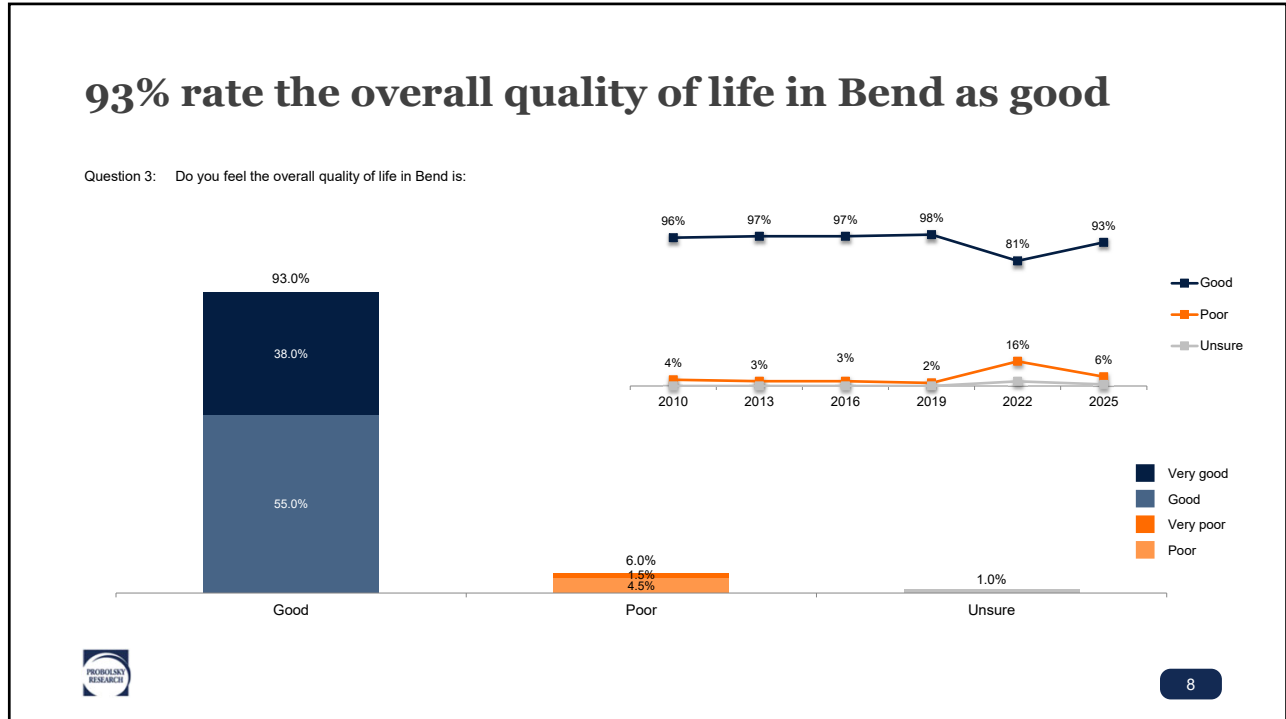
A strong majority of residents (71%) believe the current level of services is “just about right.” Looking ahead to Bend’s growth and increasing density, residents prioritize strategies that preserve access to green spaces, with expanding park land emerging as a top preference. This reflects both appreciation for current offerings and a desire to proactively plan for population increases while maintaining the outdoor character that defines Bend.



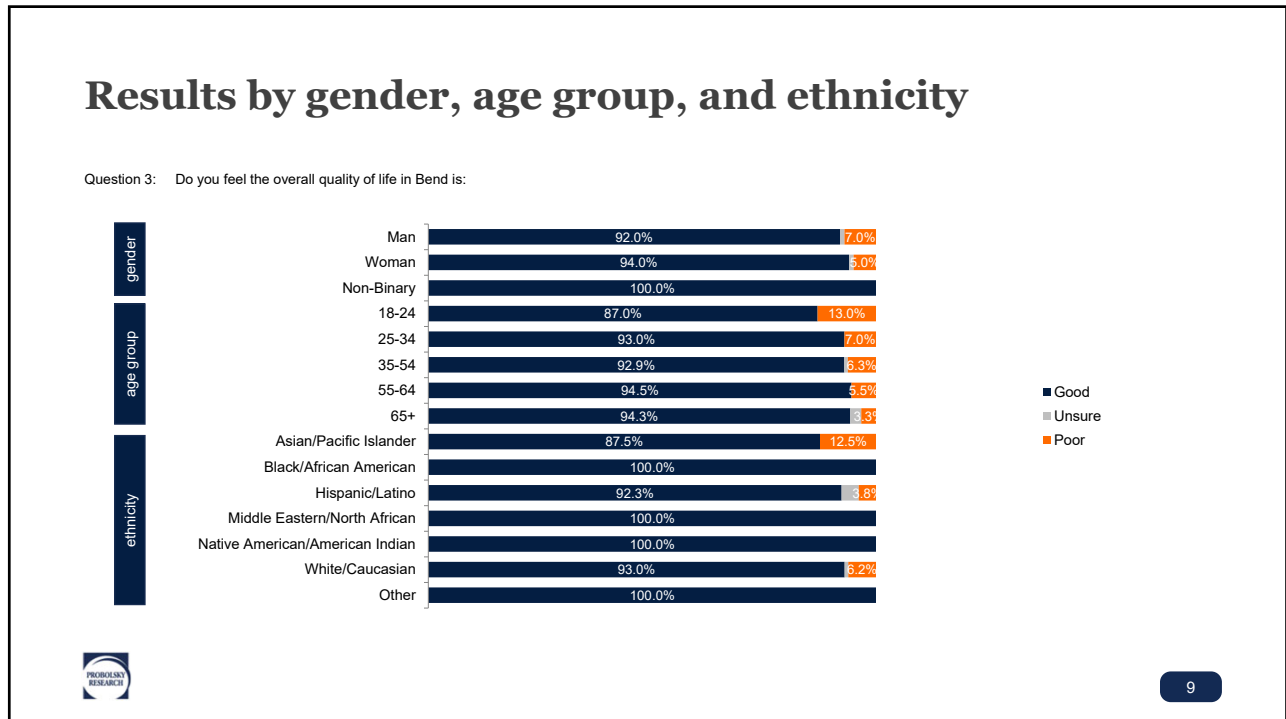
## 100% of respondents live in the designated zip codes

Question 1: What is your zip code?  
 Question 2: Do you live west or east of the Parkway (Highway 97)?  
 [IF ANSWERED '97702' TO Q1]





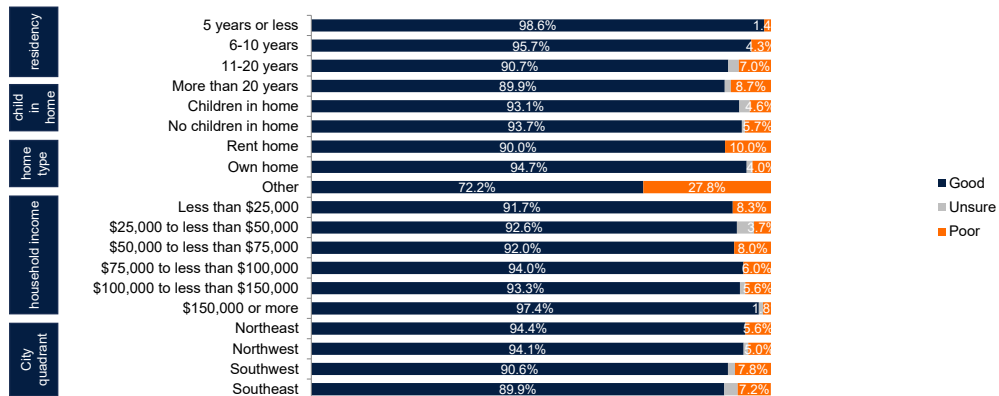
8



9

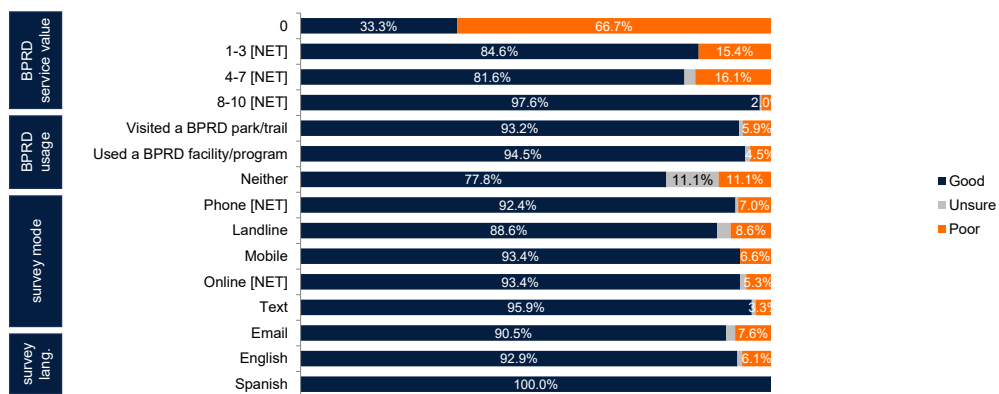
## Results by years of residency, children in home, home type, household income, and City quadrant

Question 3: Do you feel the overall quality of life in Bend is:



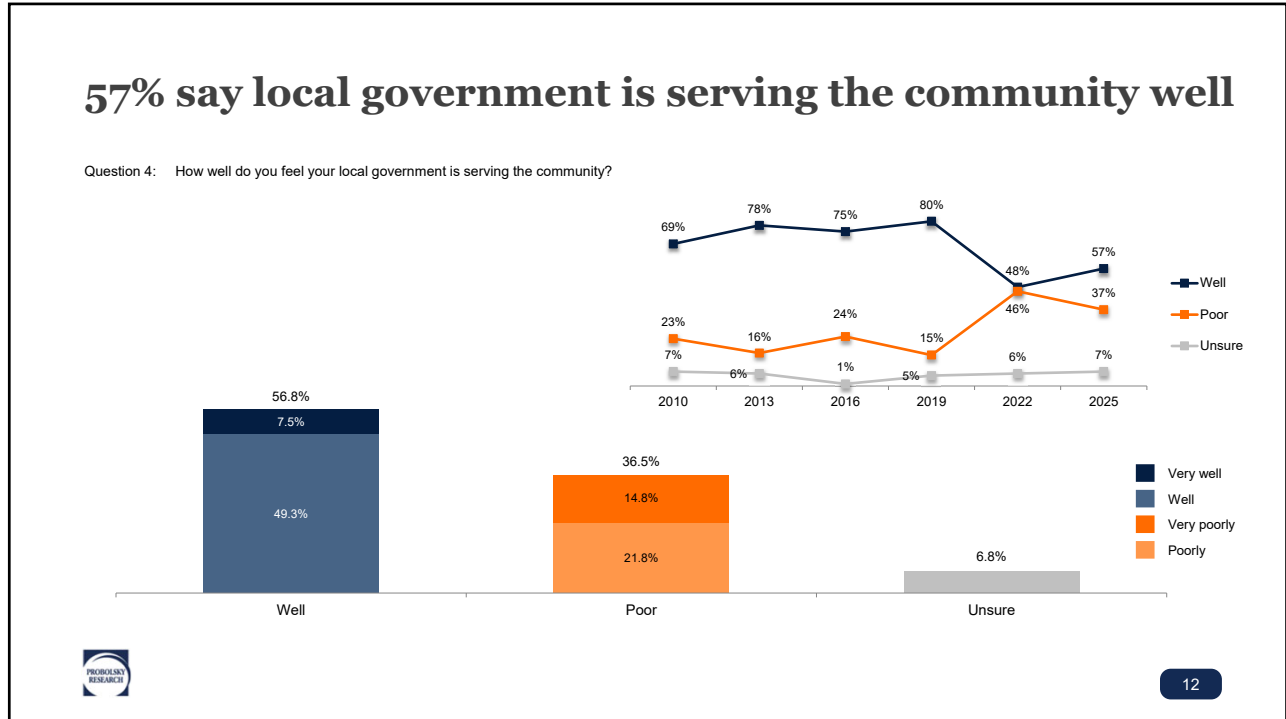
## Results by parks, trails, and recreational services value, BPRD usage, survey mode, and survey language

Question 3: Do you feel the overall quality of life in Bend is:

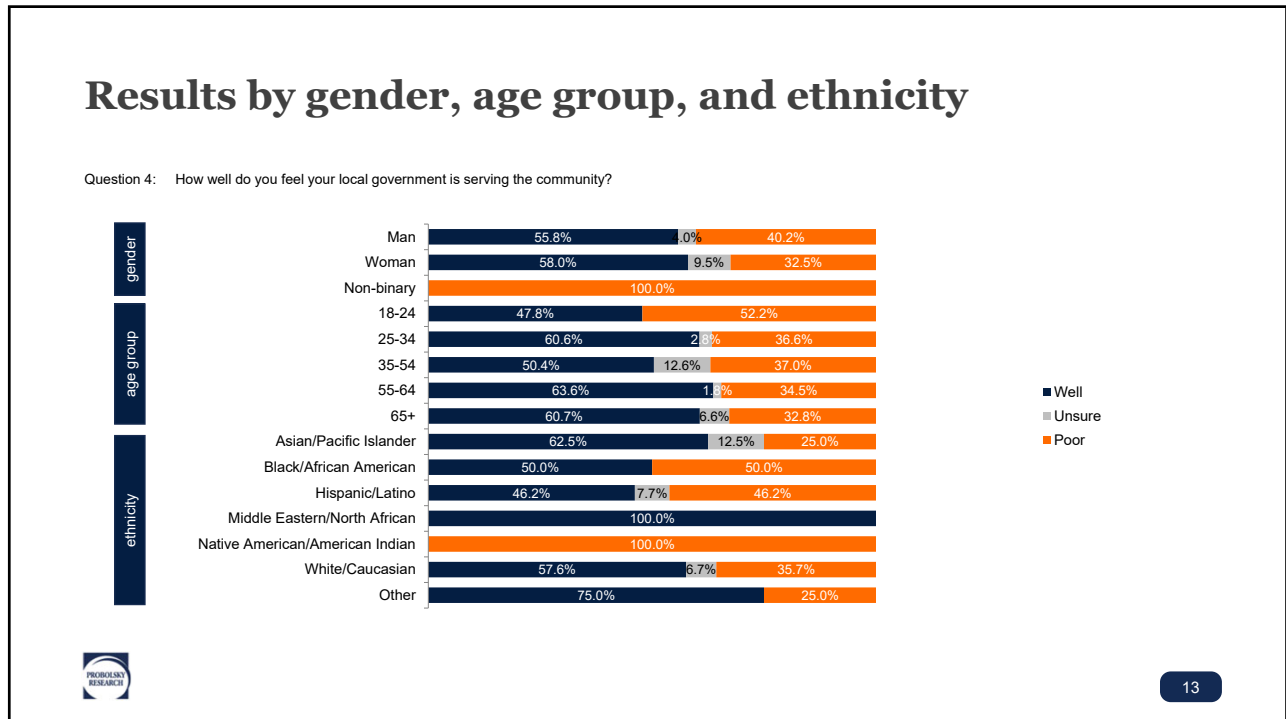


BPRD Service value note: 0 is "very poor value" and 10 is "very good value"





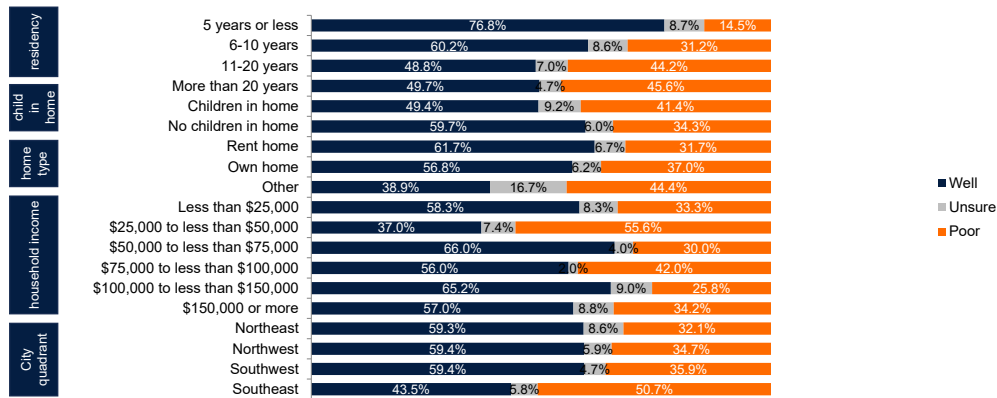
12



13

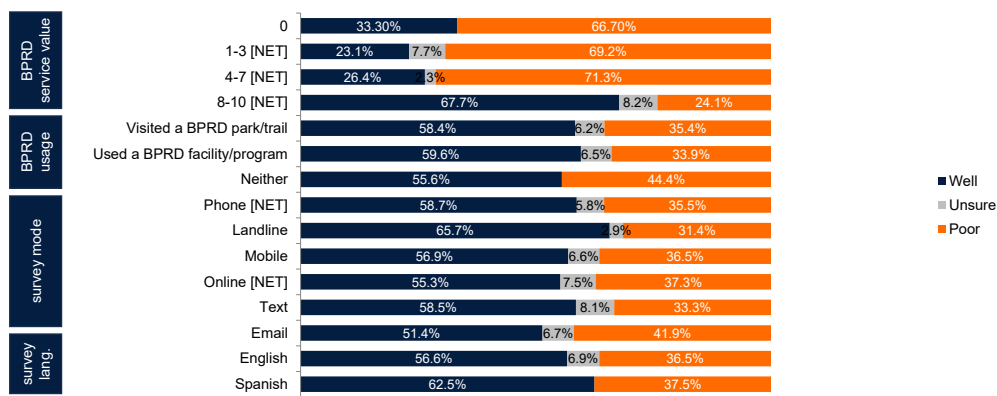
## Results by years of residency, children in home, home type, household income, and City quadrant

Question 4: How well do you feel your local government is serving the community?



## Results by parks, trails, and recreational services value, BPRD usage, survey mode, and survey language

Question 4: How well do you feel your local government is serving the community?

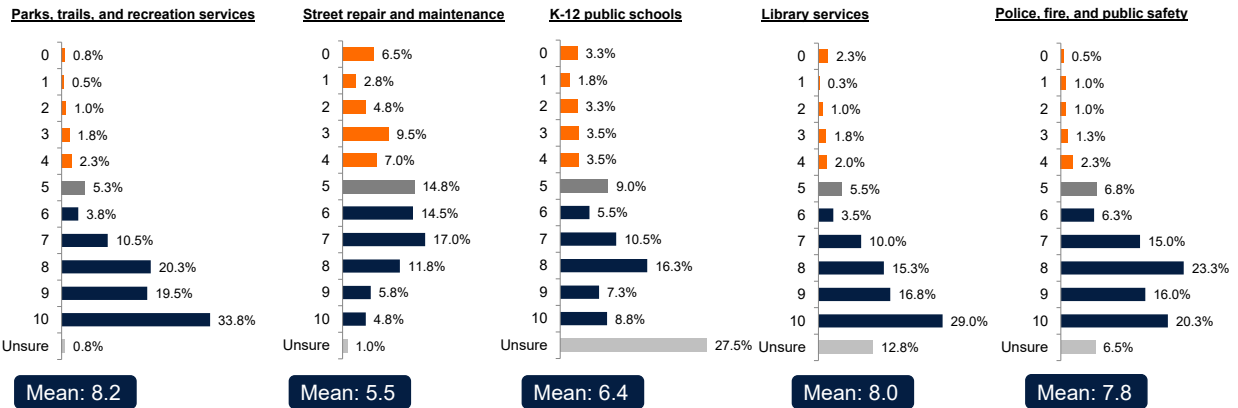


BPRD Service value note: 0 is "very poor value" and 10 is "very good value"

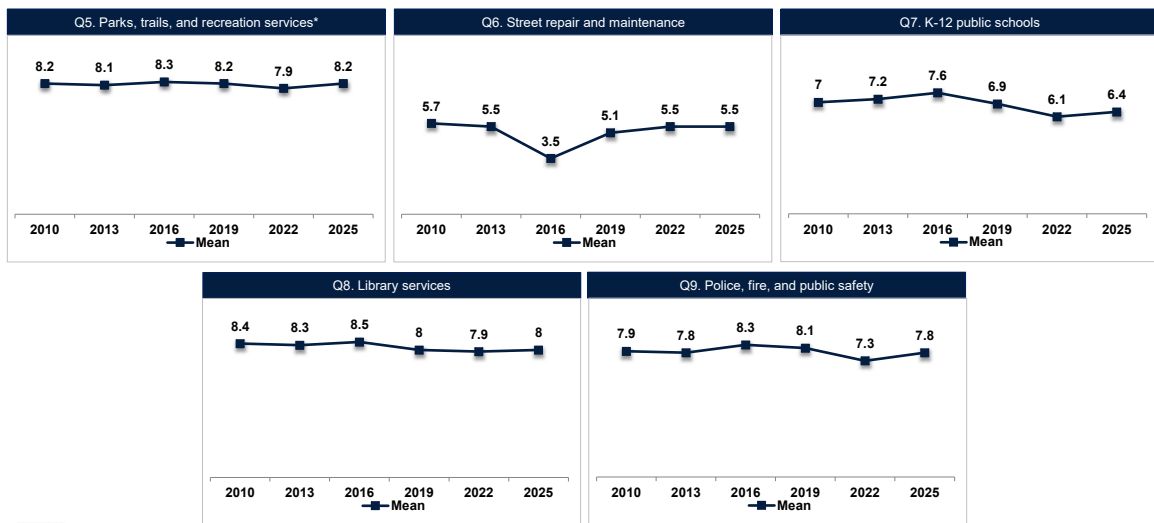


## Parks, trails, and recreation services are the top-rated government service

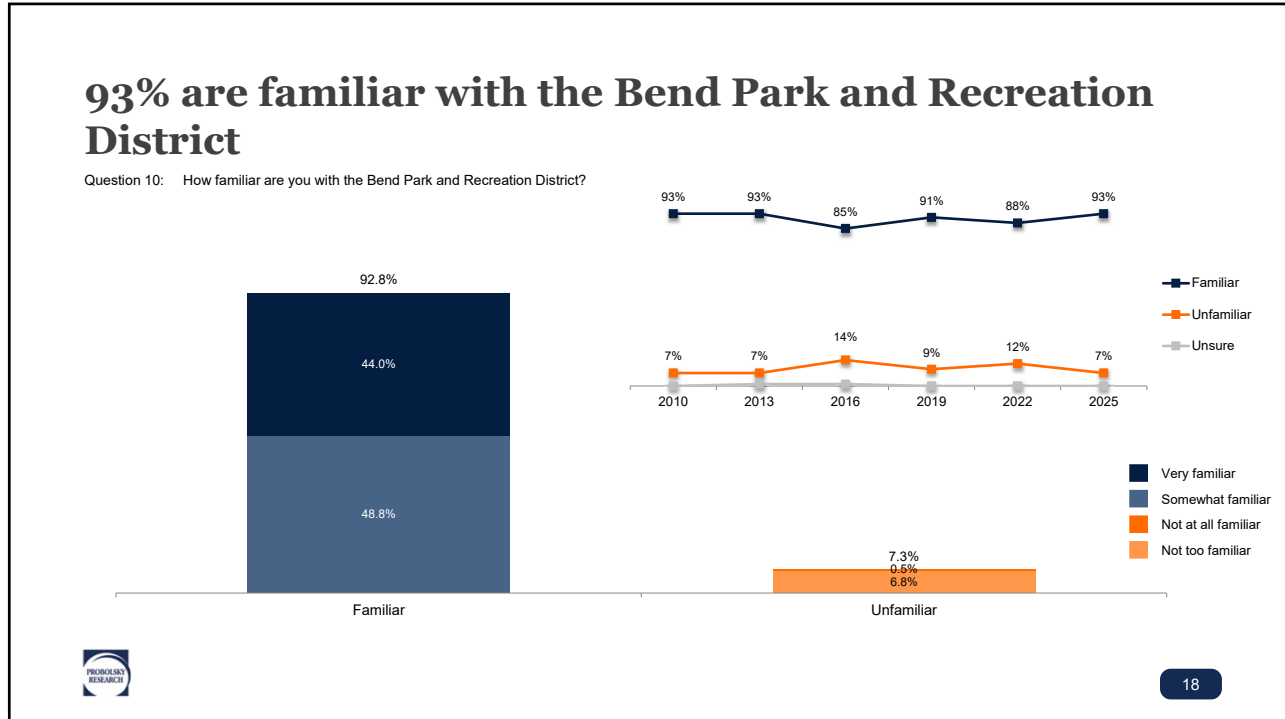
Questions 5-9: Now we have a list of services provided by different local government agencies in Bend. How would you rate each service based on the value received for the tax dollar being spent? Use a scale from 0 to 10 where 0 is "very poor value" and 10 is "very good value".



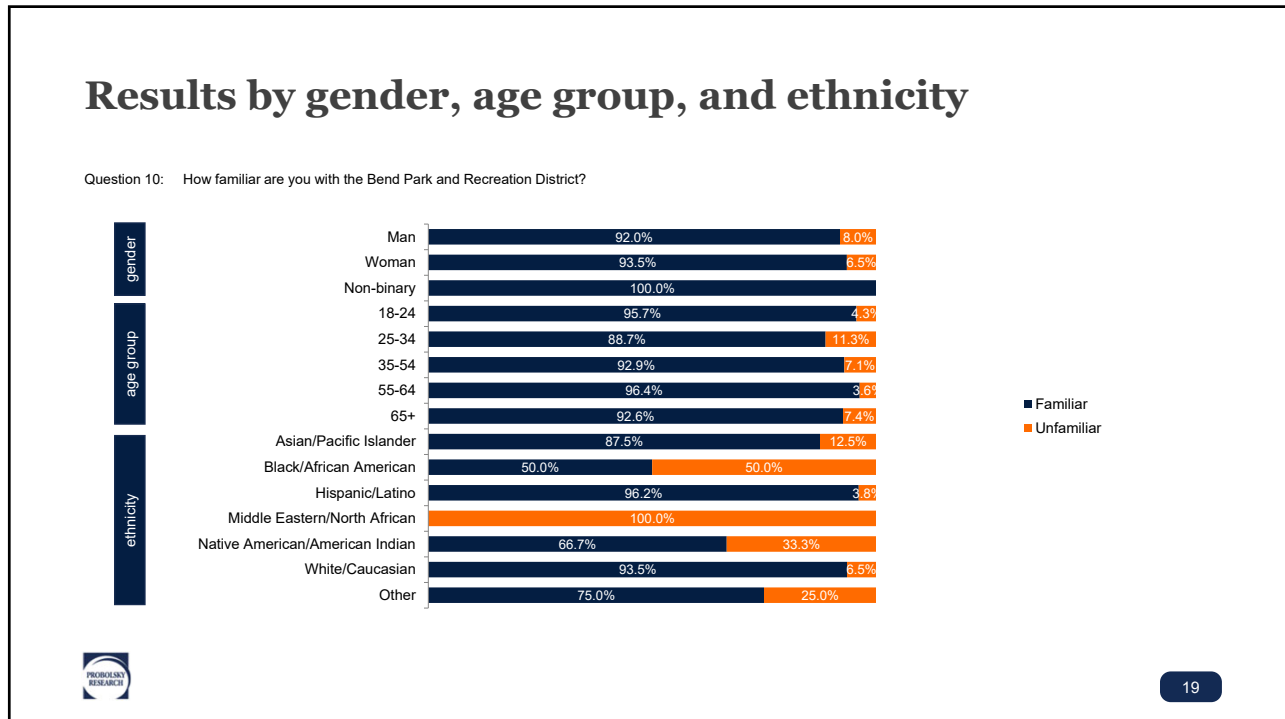
## Services value mean



\*2016 question: Parks and trails in the City of Bend  
 \*2010 and 2013 question: Parks, recreation programs, walking and biking



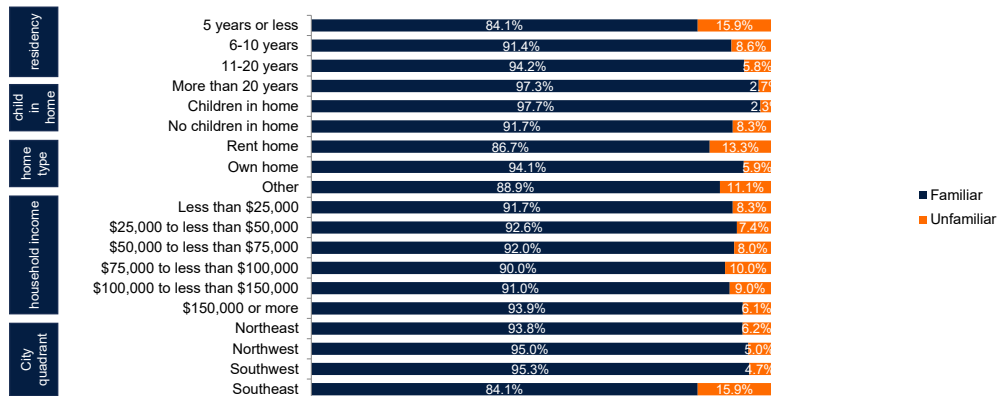
18



19

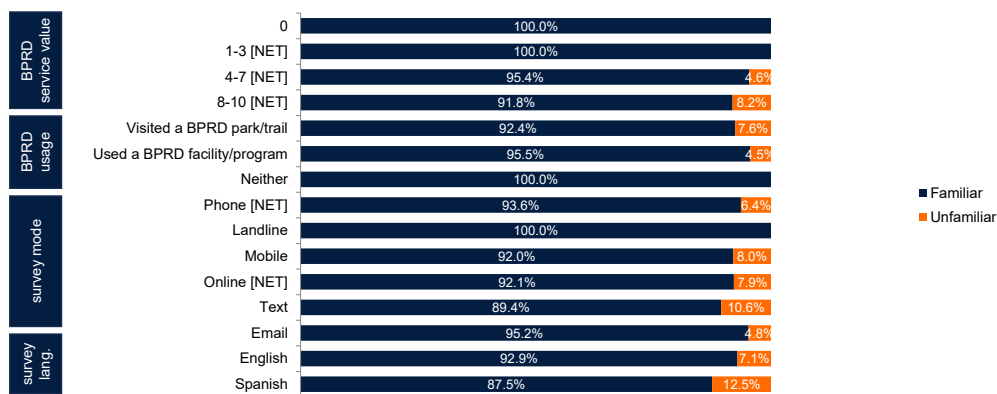
## Results by years of residency, children in home, home type, household income, and City quadrant

Question 10: How familiar are you with the Bend Park and Recreation District?



## Results by parks, trails, and recreational services value, BPRD usage, survey mode, and survey language

Question 10: How familiar are you with the Bend Park and Recreation District?

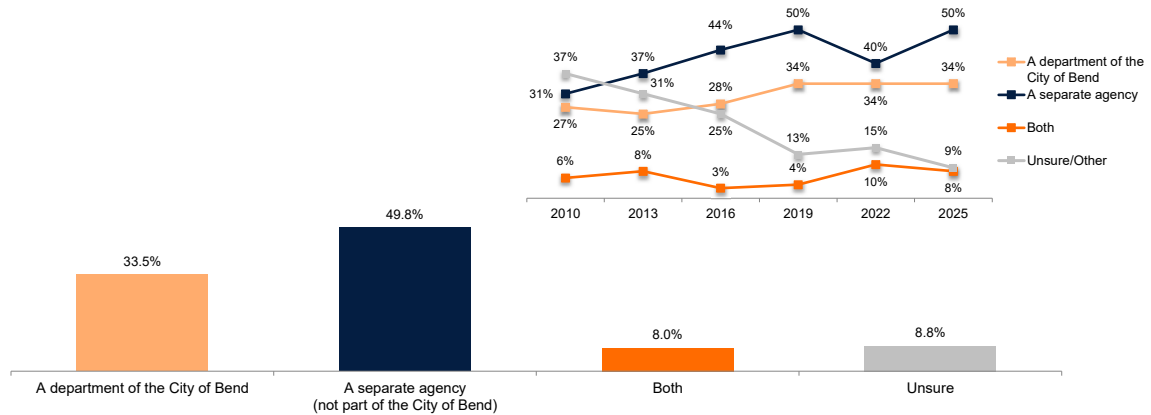


BPRD Service value note: 0 is "very poor value" and 10 is "very good value"



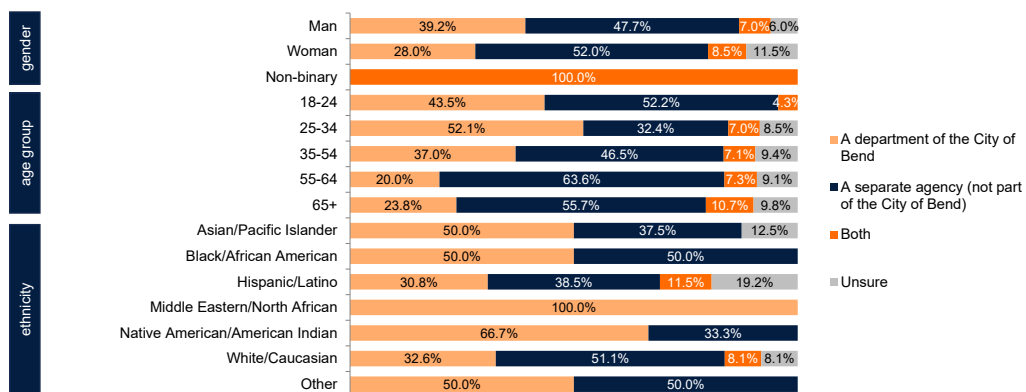
## Half of residents correctly recognize BPRD as a separate agency

Question 11: Based on your familiarity with the Bend Park and Recreation District, do you believe the district is:



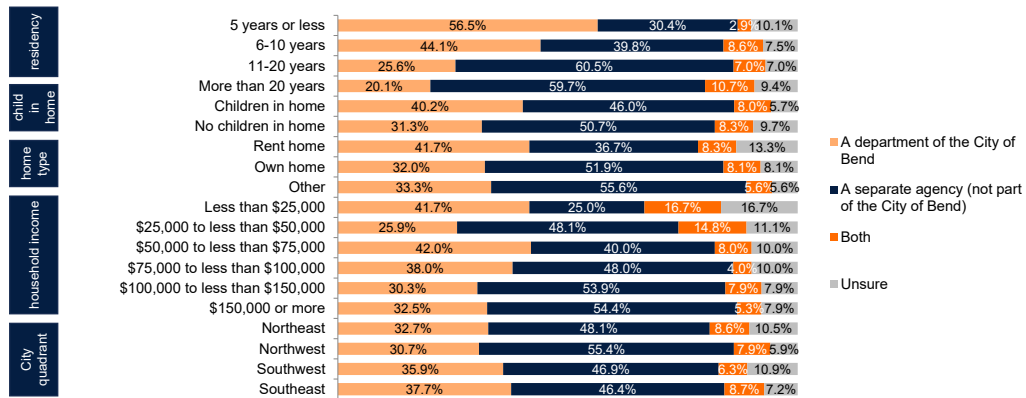
## Results by gender, age group, and ethnicity

Question 11: Based on your familiarity with the Bend Park and Recreation District, do you believe the district is:



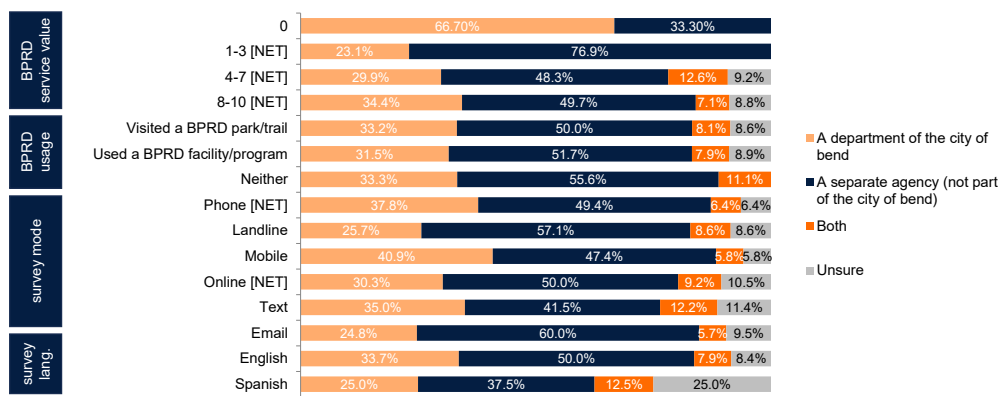
## Results by years of residency, children in home, home type, household income, and City quadrant

Question 11: Based on your familiarity with the Bend Park and Recreation District, do you believe the district is:



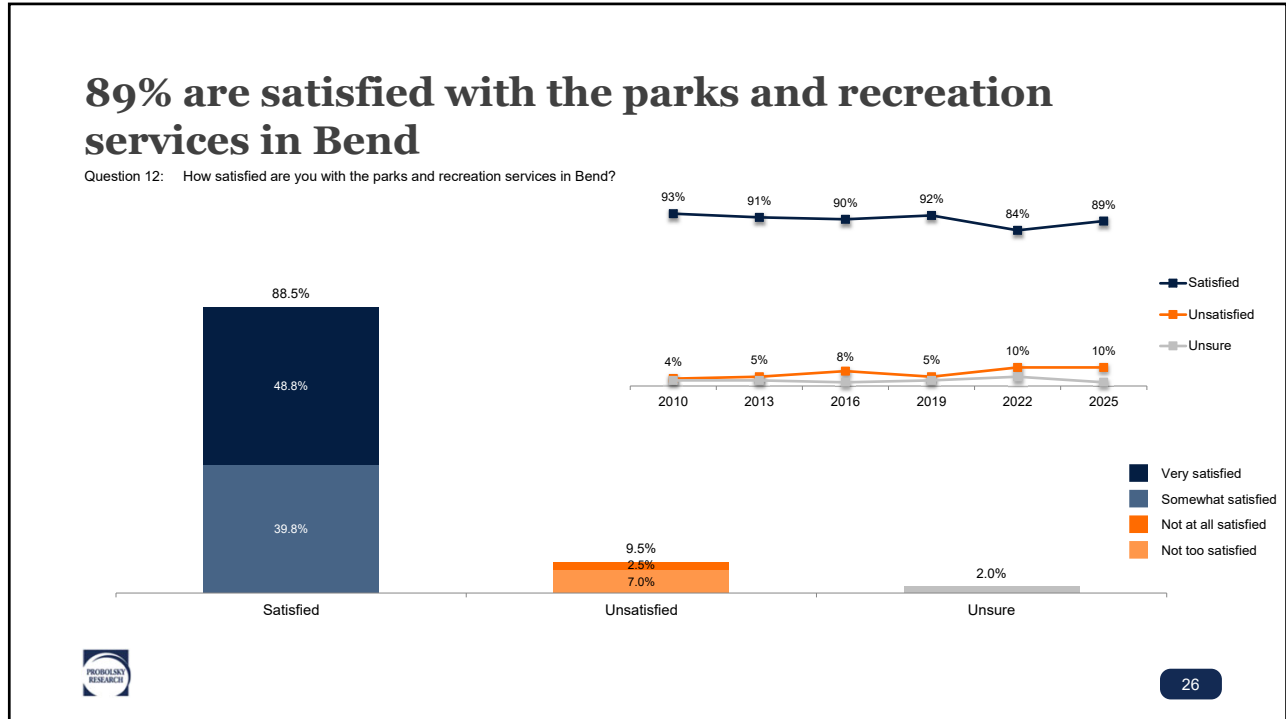
## Results by parks, trails, and recreational services value, BPRD usage, survey mode, and survey language

Question 11: Based on your familiarity with the Bend Park and Recreation District, do you believe the district is:

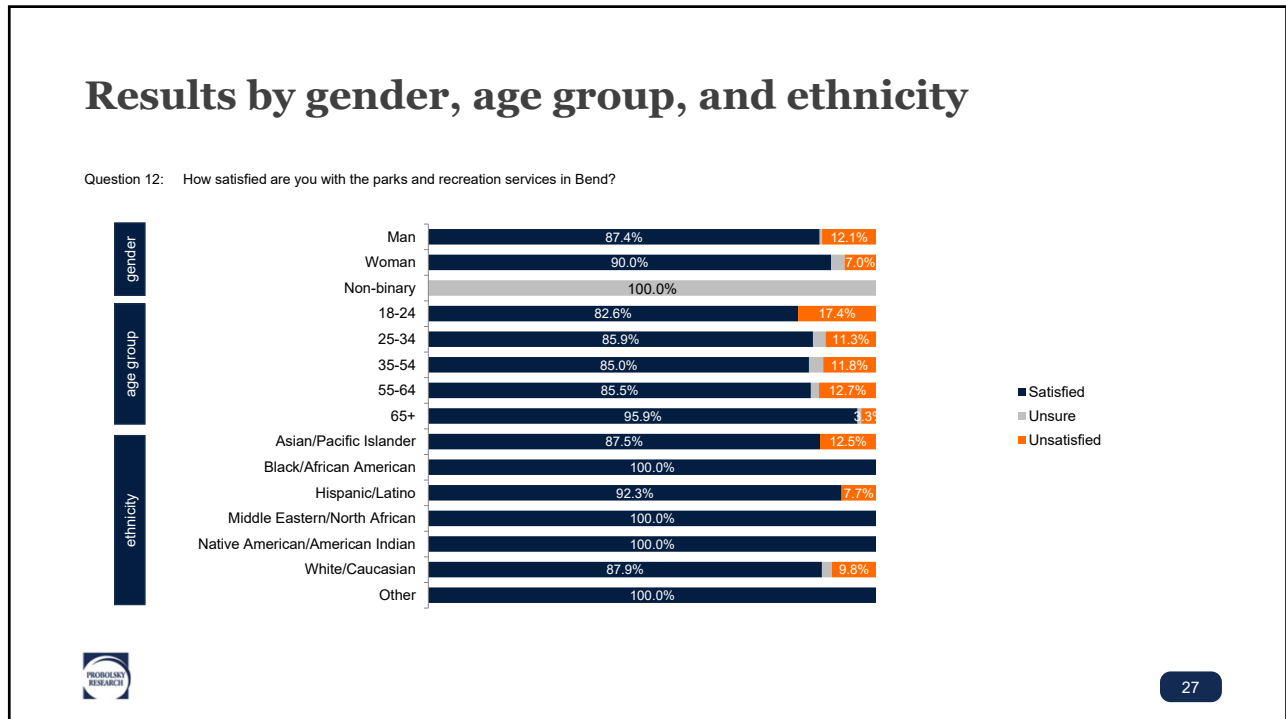


BPRD Service value note: 0 is "very poor value" and 10 is "very good value"





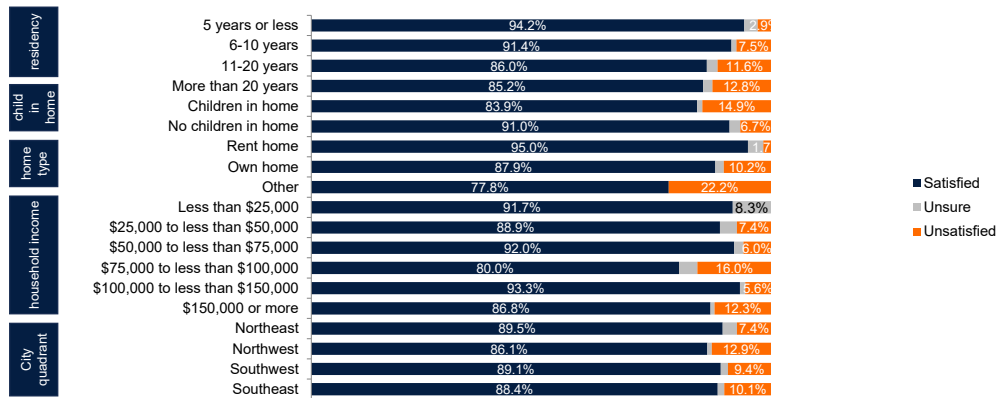
26



27

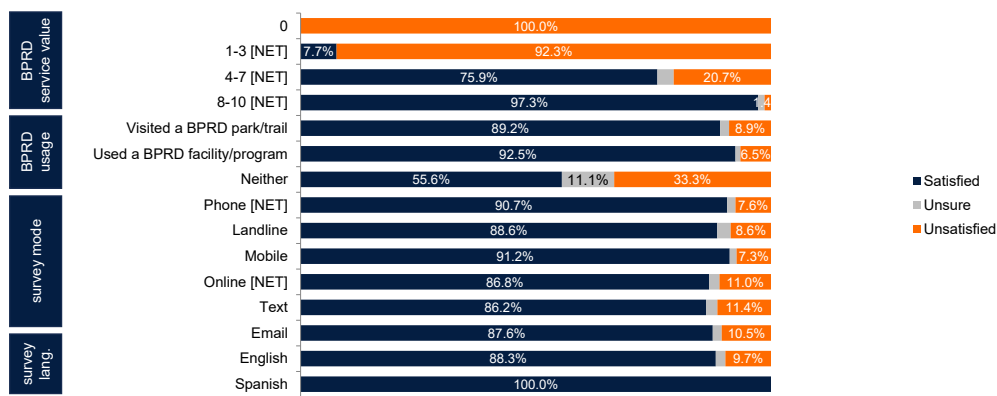
## Results by years of residency, children in home, home type, household income, and City quadrant

Question 12: How satisfied are you with the parks and recreation services in Bend?



## Results by parks, trails, and recreational services value, BPRD usage, survey mode, and survey language

Question 12: How satisfied are you with the parks and recreation services in Bend?

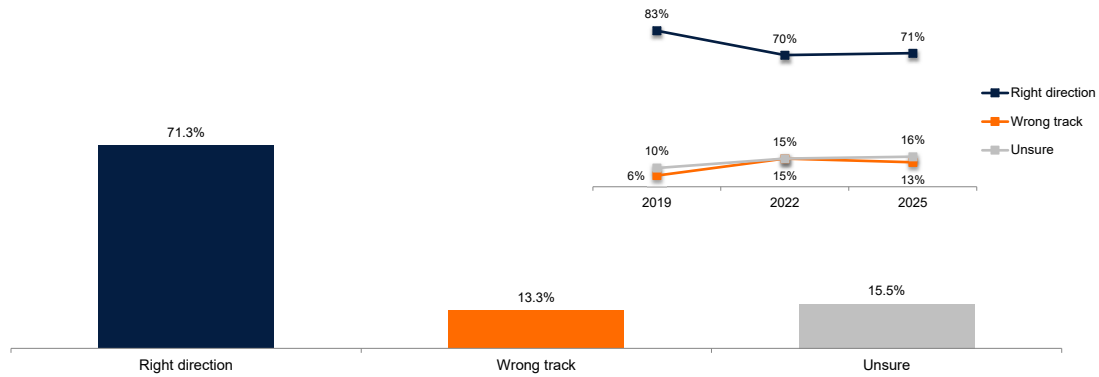


BPRD Service value note: 0 is "very poor value" and 10 is "very good value"



## 71% say BPRD is headed in the right direction

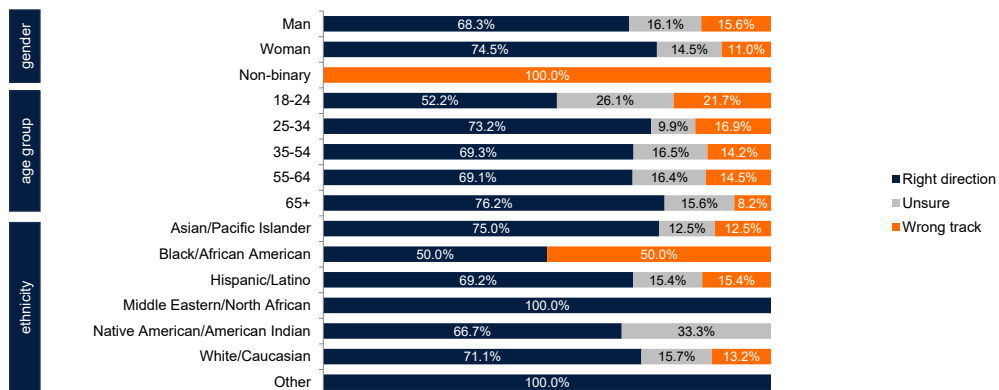
Question 13: In general, would you say that the Bend Park and Recreation District is generally going in the right direction or wrong direction in serving the community?



30

## Results by gender, age group, and ethnicity

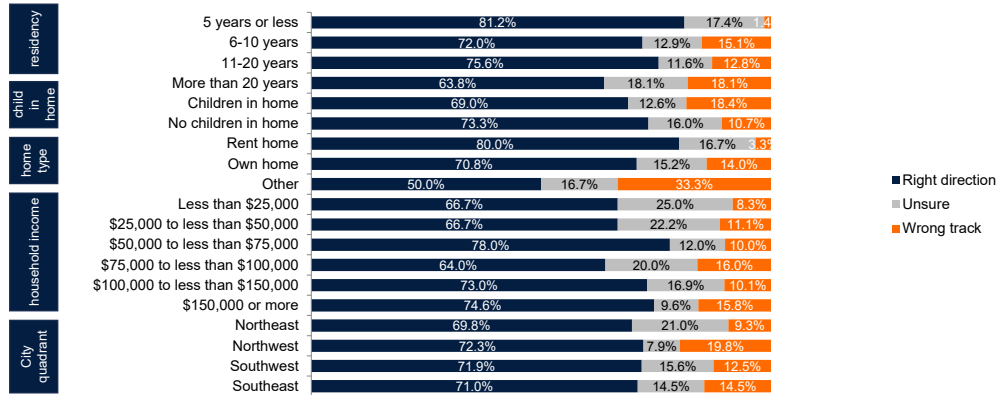
Question 13: In general, would you say that the Bend Park and Recreation District is generally going in the right direction or wrong direction in serving the community?



31

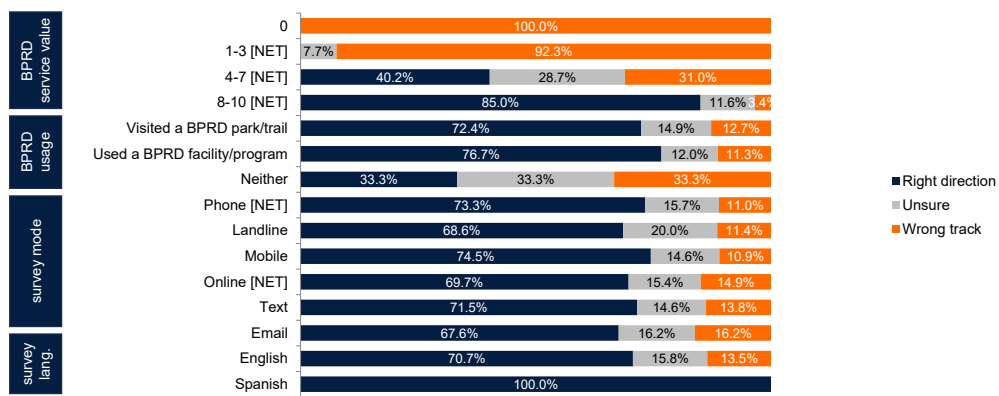
## Results by years of residency, children in home, home type, household income, and City quadrant

Question 13: In general, would you say that the Bend Park and Recreation District is generally going in the right direction or wrong direction in serving the community?



## Results by parks, trails, and recreational services value, BPRD usage, survey mode, and survey language

Question 13: In general, would you say that the Bend Park and Recreation District is generally going in the right direction or wrong direction in serving the community?

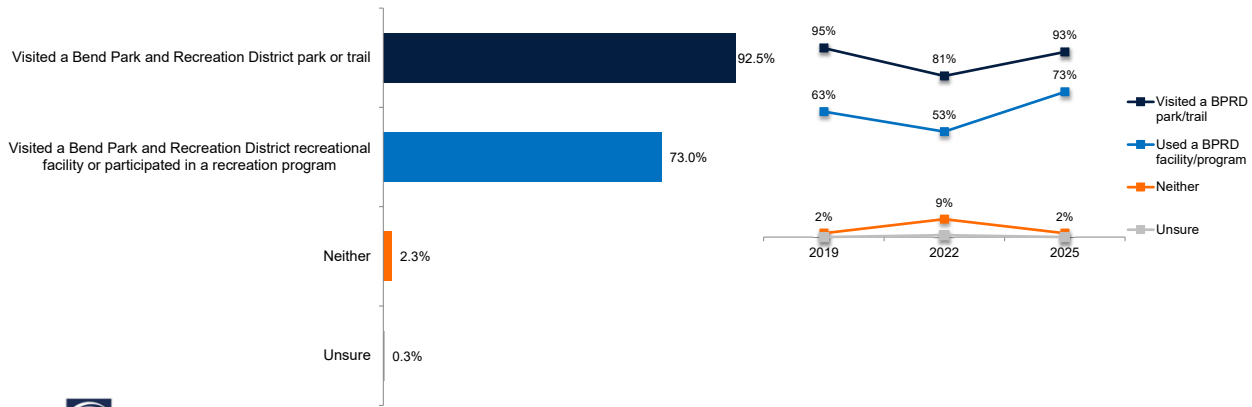


BPRD Service value note: 0 is "very poor value" and 10 is "very good value"



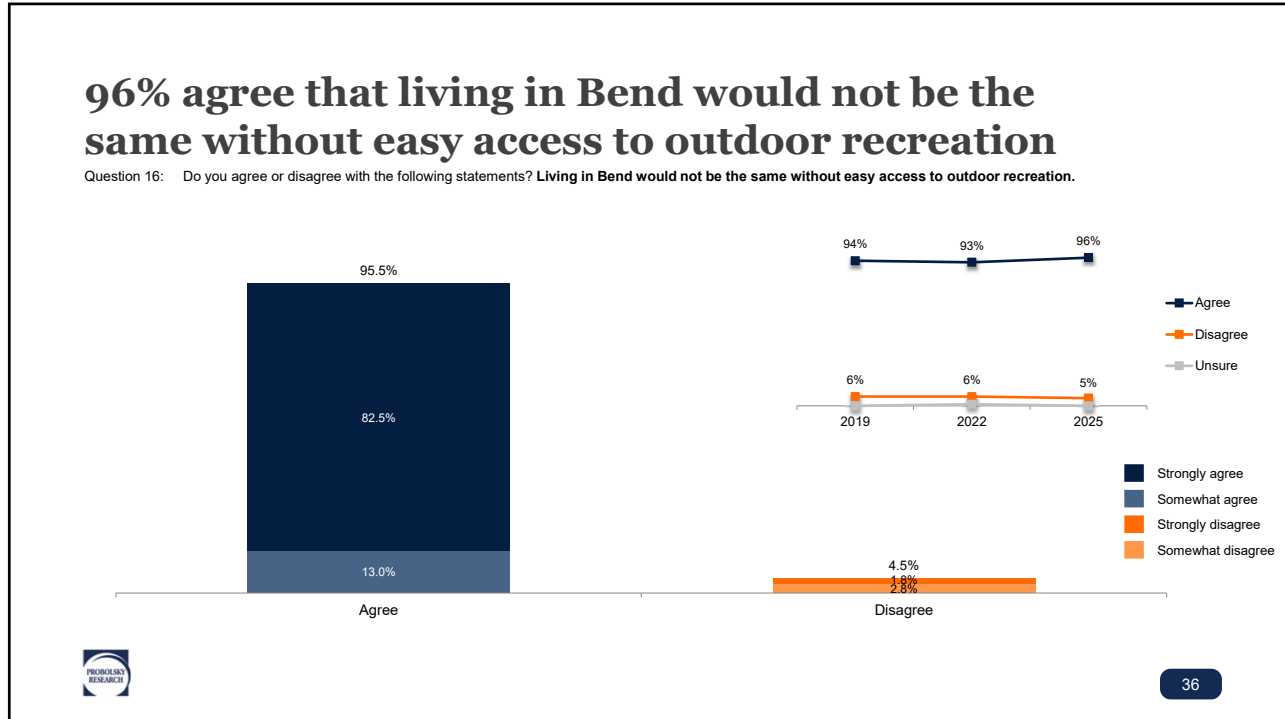
## 93% have visited a BPRD park or trail in the past year, 73% have visited recreational facilities or participated in recreational programs

Question 14: During the past year, have you or any member of your household done any of the following? Select all that apply.

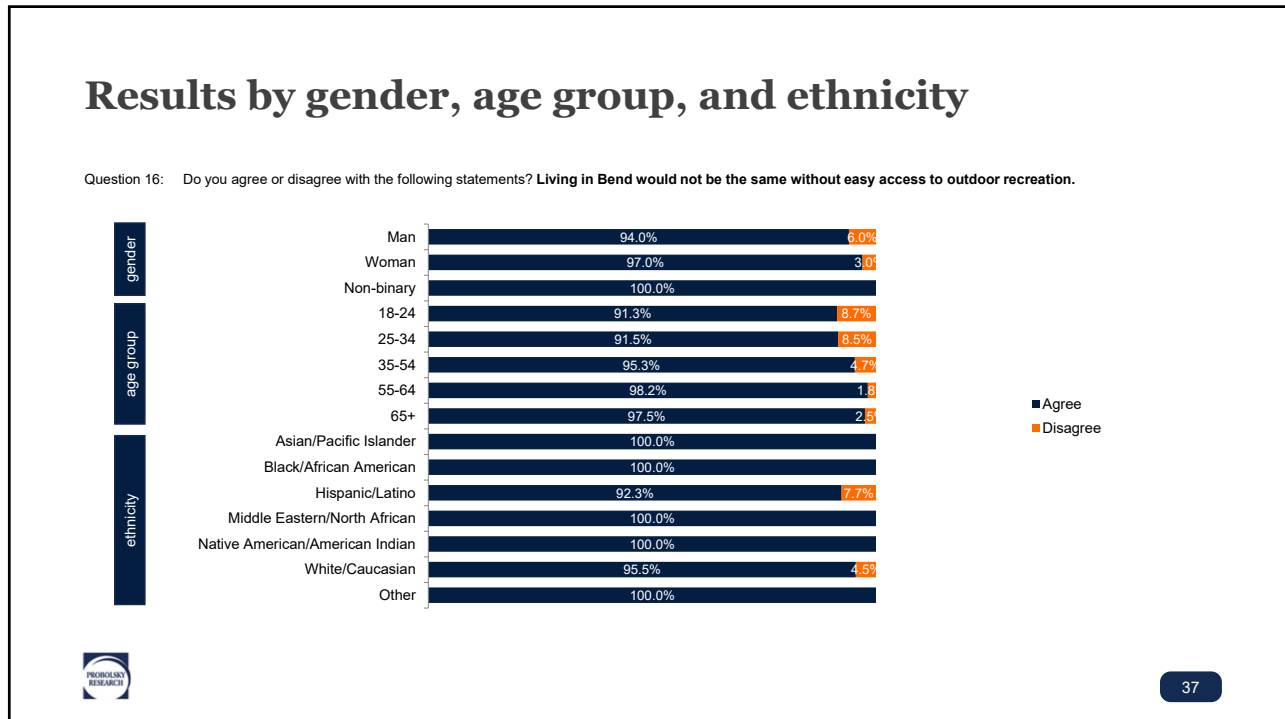


## Statements effectiveness

Statement	Agree	Disagree	Unsure
Living in Bend would not be the same without easy access to outdoor recreation	95.5%	4.5%	-
Parks, trails, and recreation opportunities in Bend contribute to my quality of life	94.0%	5.0%	1.0%
I feel safe when I'm using district parks, trails, and facilities.	92.8%	5.8%	1.5%
I feel welcome at district parks, trails, and facilities	92.3%	5.5%	2.3%
Having a park near my home is important to me	91.8%	7.8%	0.5%
Parks and recreation opportunities are important to supporting the local economy	89.3%	8.0%	2.8%



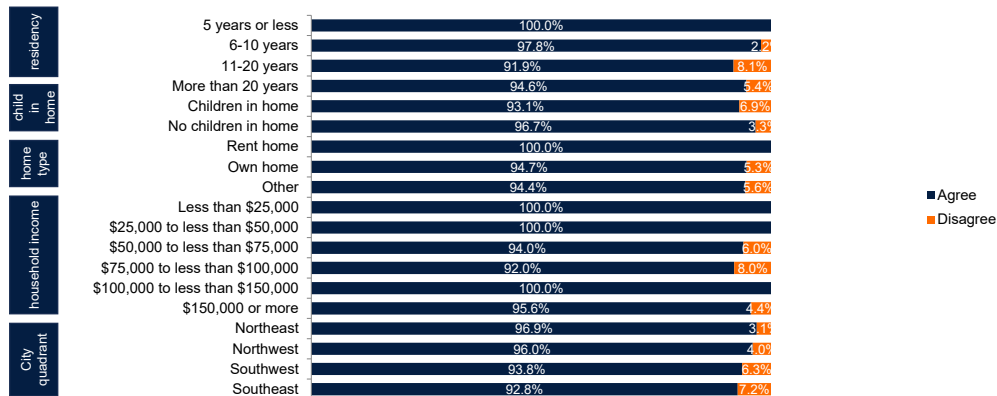
36



37

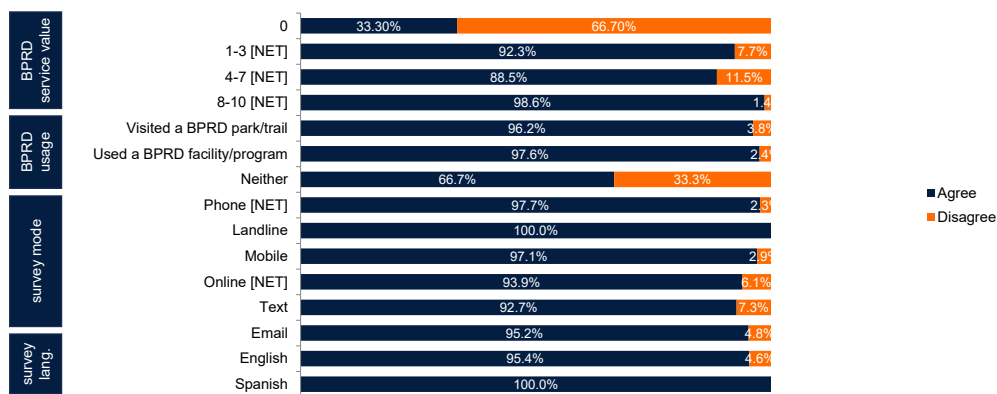
## Results by years of residency, children in home, home type, household income, and City quadrant

Question 16: Do you agree or disagree with the following statements? Living in Bend would not be the same without easy access to outdoor recreation.



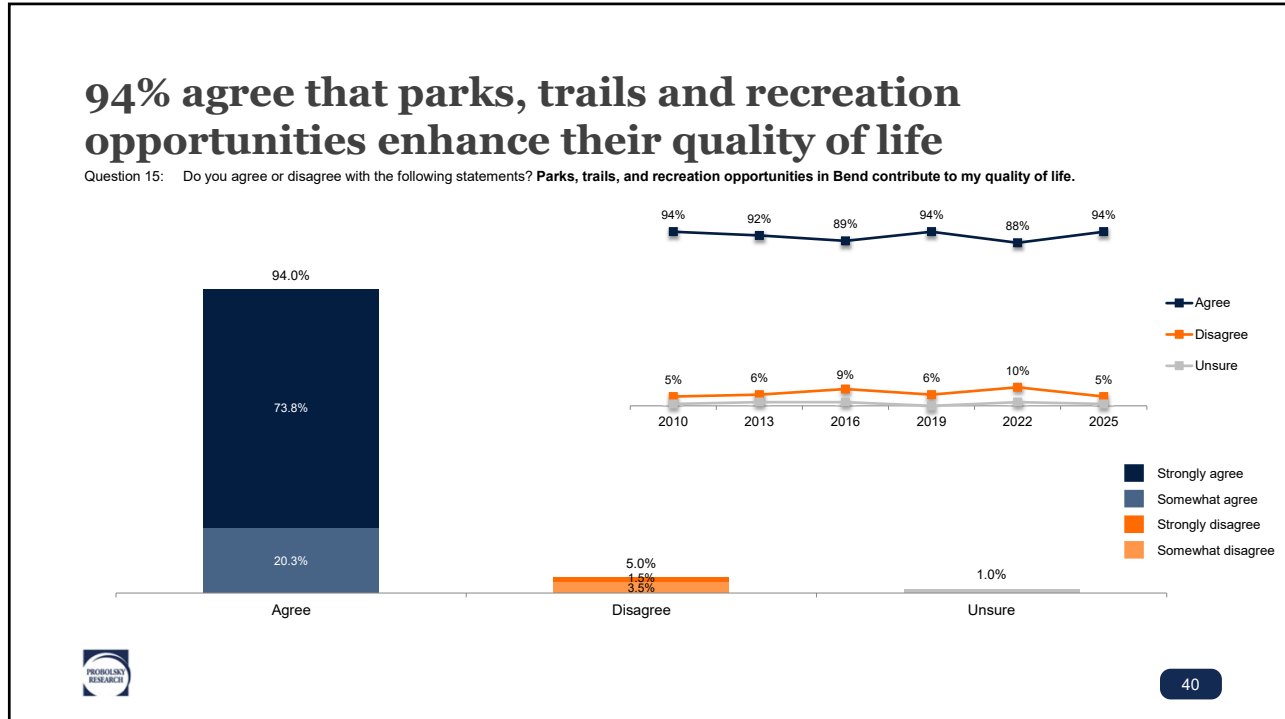
## Results by parks, trails, and recreational services value, BPRD usage, survey mode, and survey language

Question 16: Do you agree or disagree with the following statements? Living in Bend would not be the same without easy access to outdoor recreation.

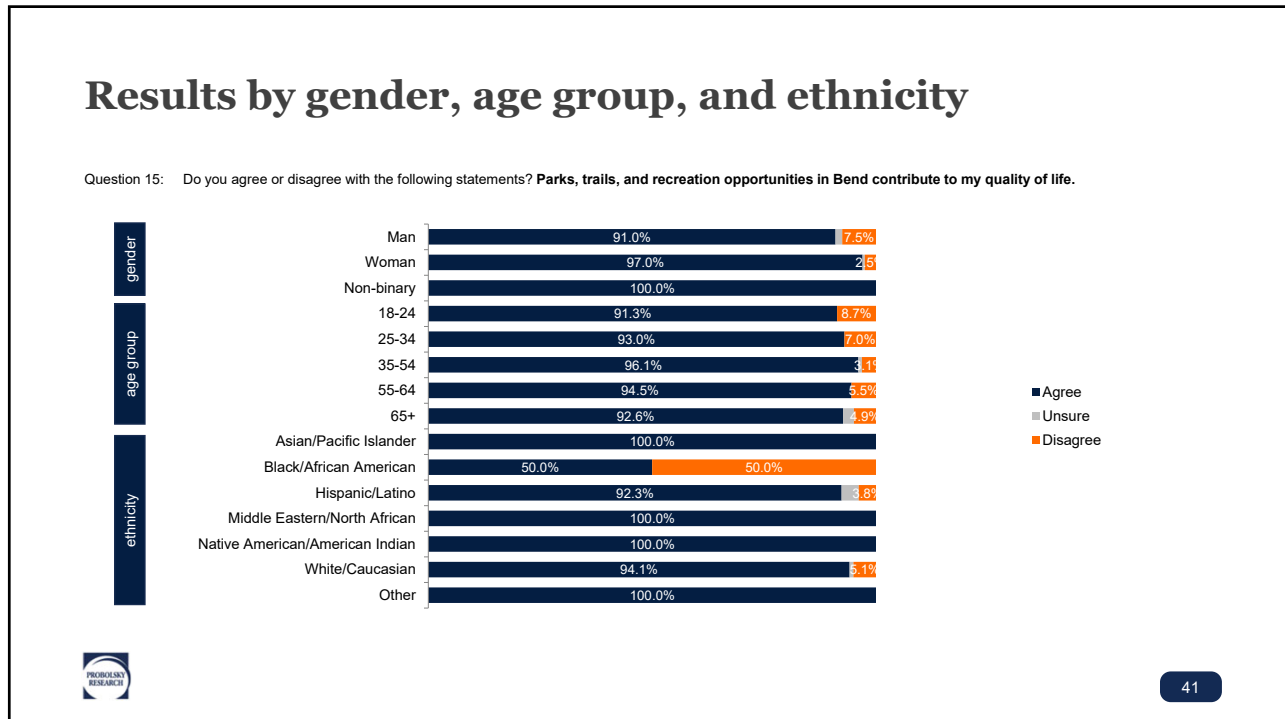


BPRD Service value note: 0 is "very poor value" and 10 is "very good value"





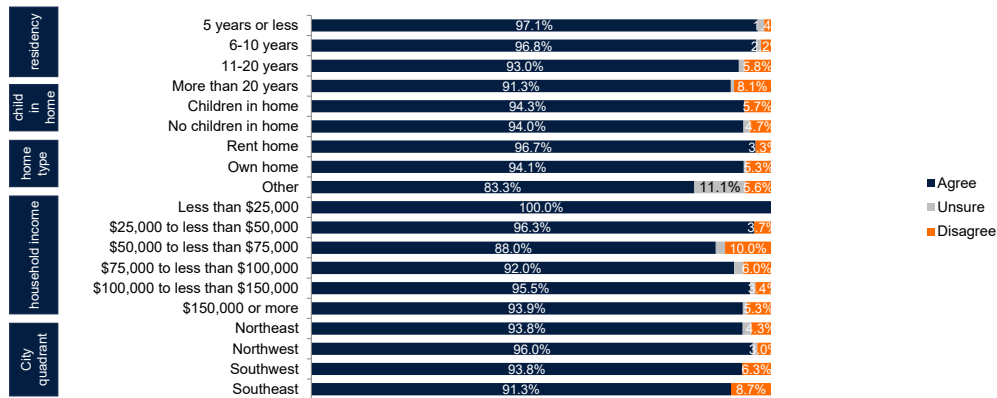
40



41

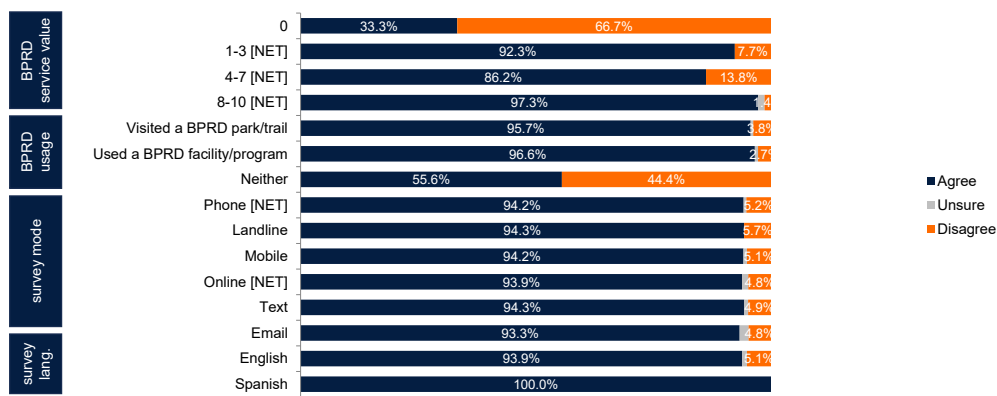
## Results by years of residency, children in home, home type, household income, and City quadrant

Question 15: Do you agree or disagree with the following statements? Parks, trails, and recreation opportunities in Bend contribute to my quality of life.



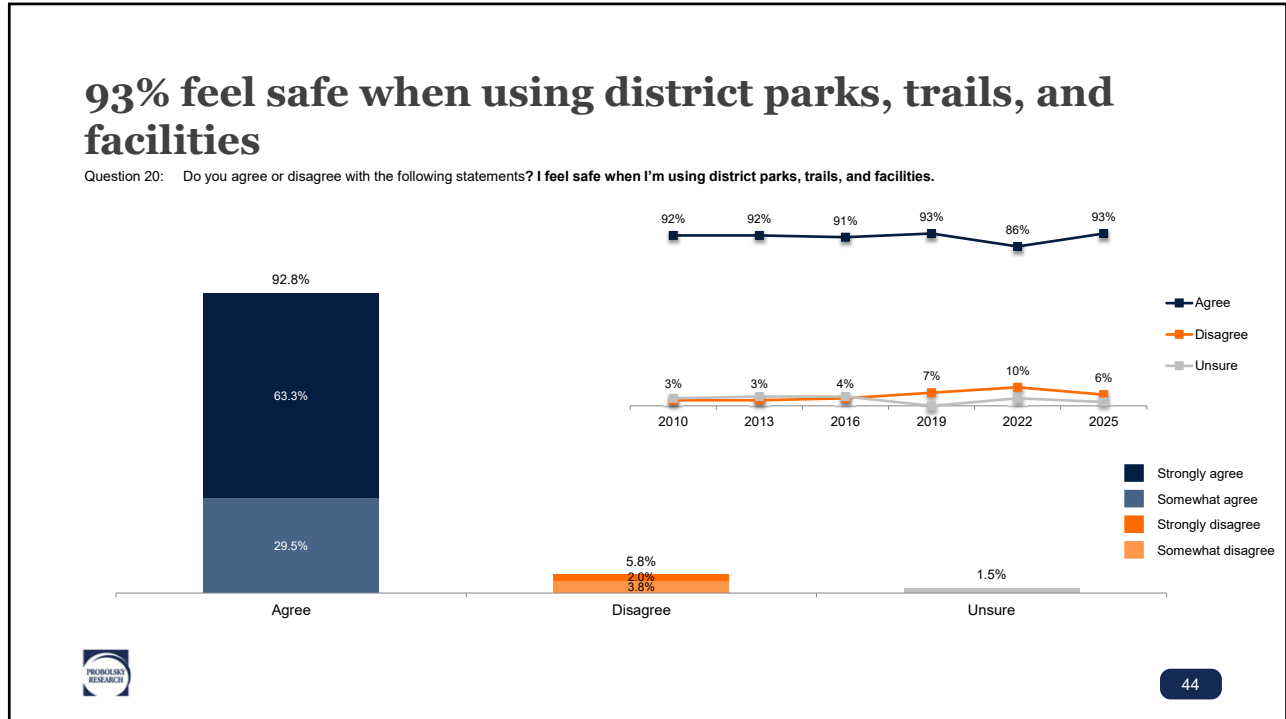
## Results by parks, trails, and recreational services value, BPRD usage, survey mode, and survey language

Question 15: Do you agree or disagree with the following statements? Parks, trails, and recreation opportunities in Bend contribute to my quality of life.

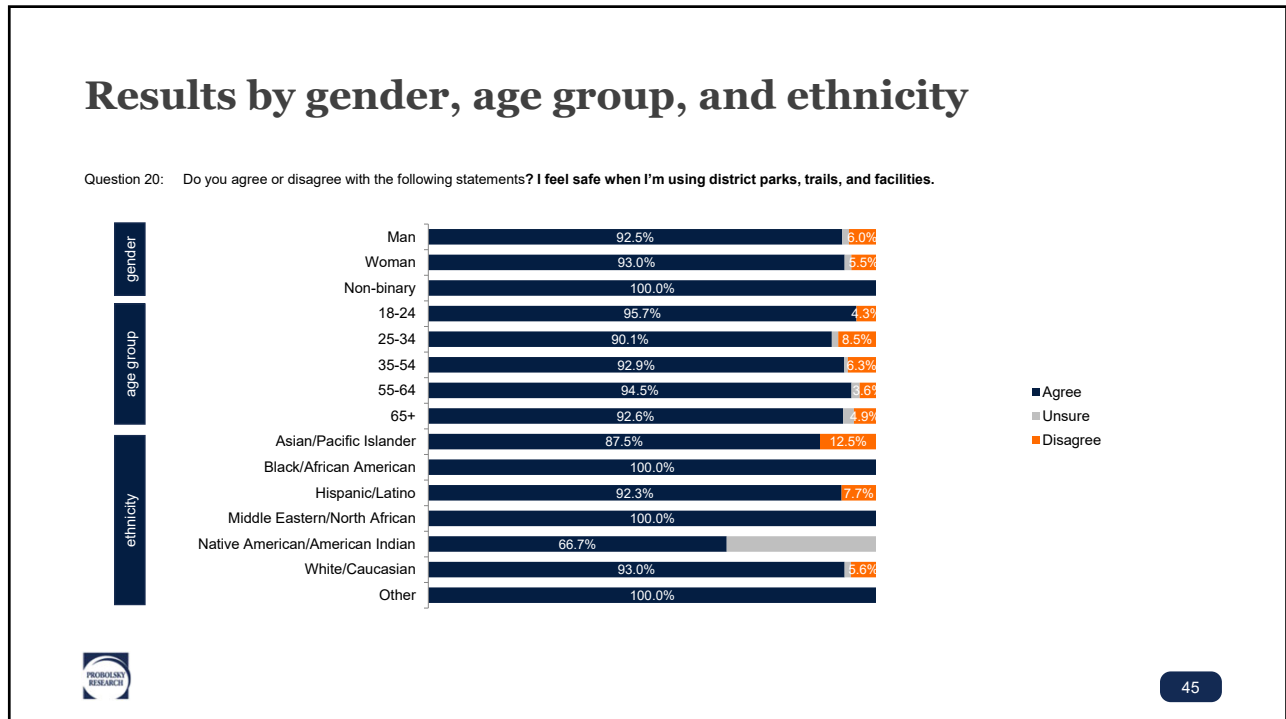


BPRD Service value note: 0 is "very poor value" and 10 is "very good value"





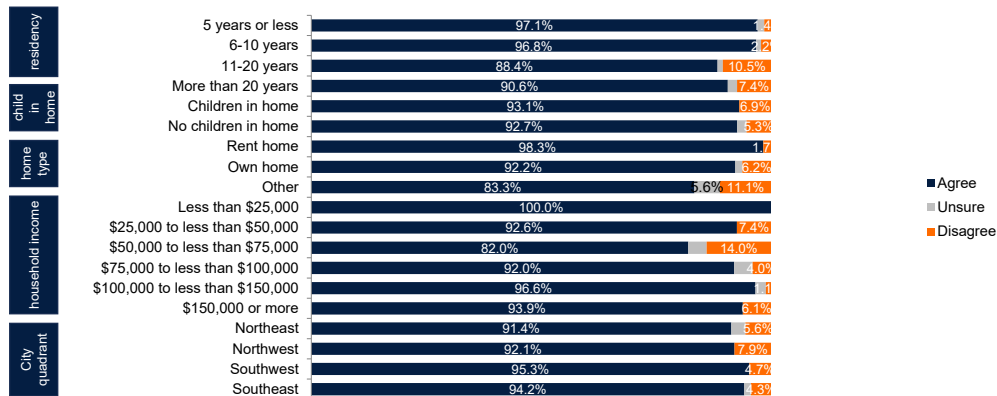
44



45

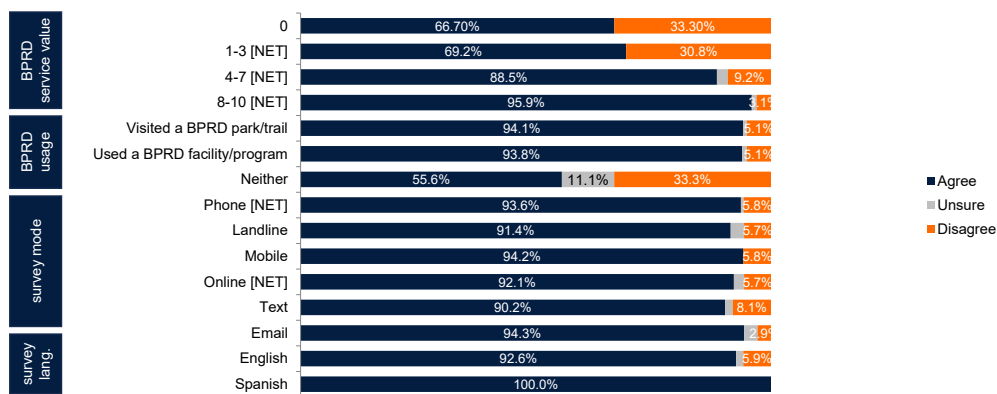
## Results by years of residency, children in home, home type, household income, and City quadrant

Question 20: Do you agree or disagree with the following statements? I feel safe when I'm using district parks, trails, and facilities.



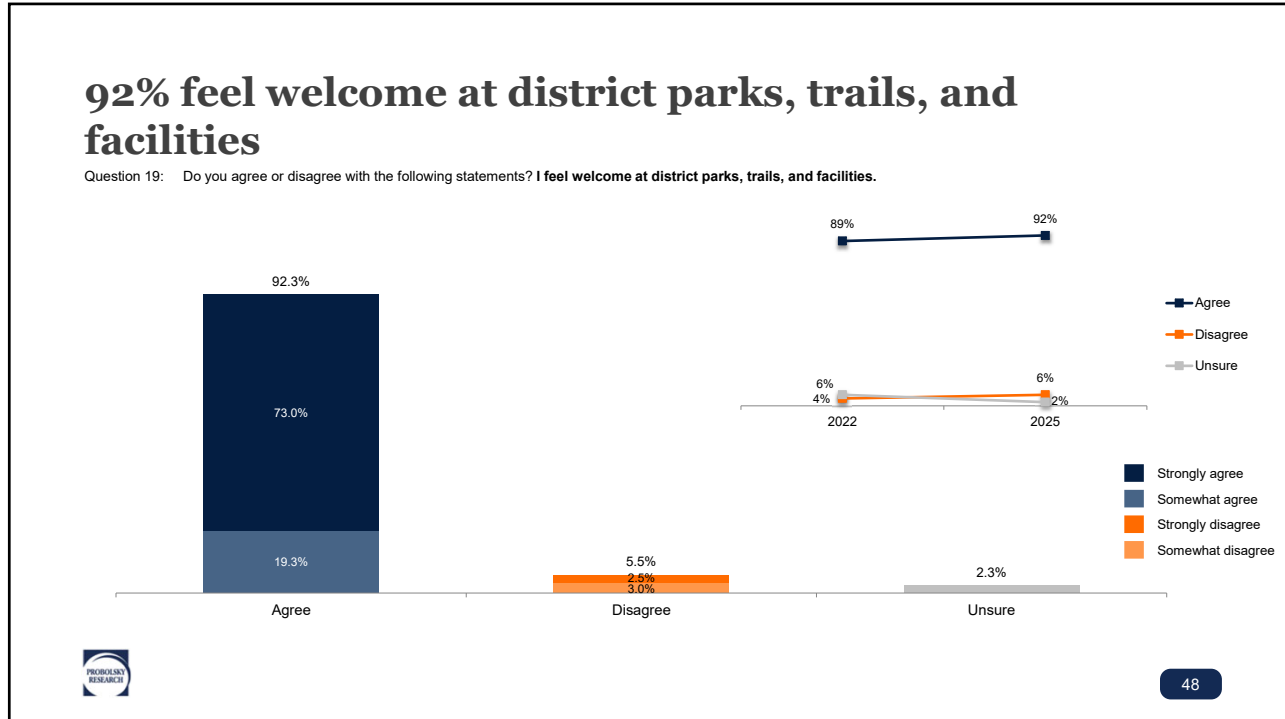
## Results by parks, trails, and recreational services value, BPRD usage, survey mode, and survey language

Question 20: Do you agree or disagree with the following statements? I feel safe when I'm using district parks, trails, and facilities.

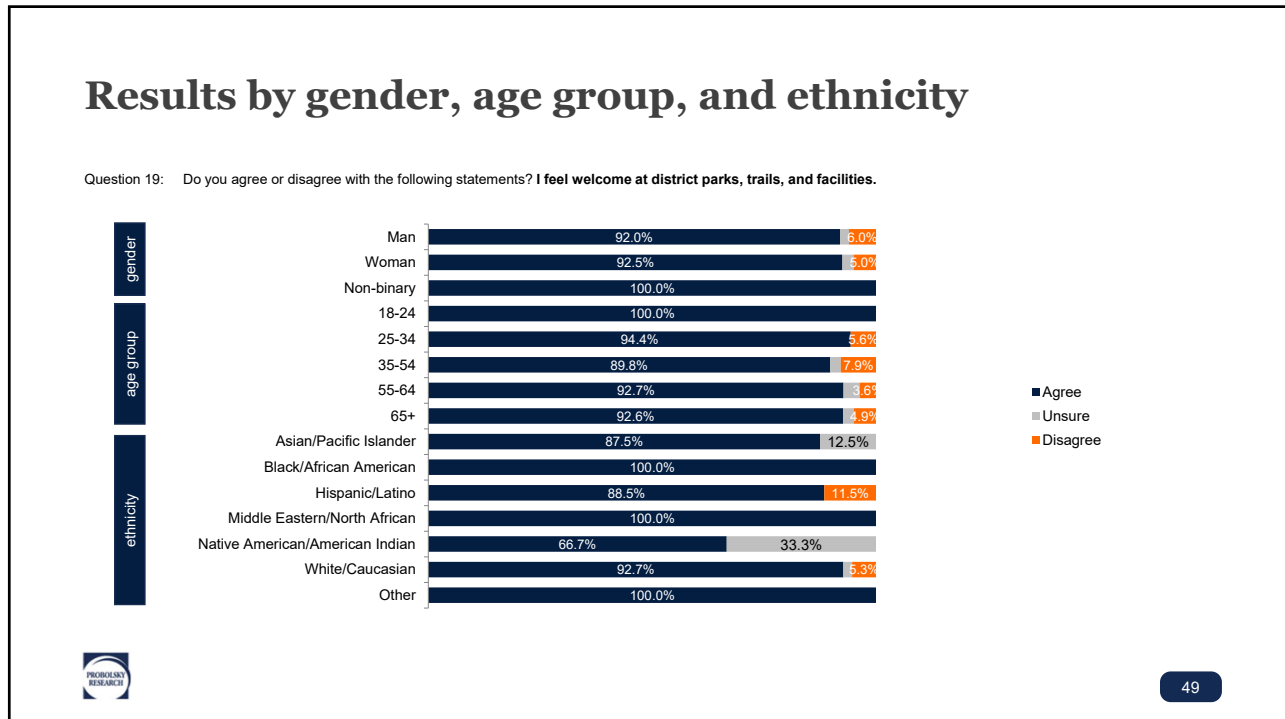


BPRD Service value note: 0 is "very poor value" and 10 is "very good value"





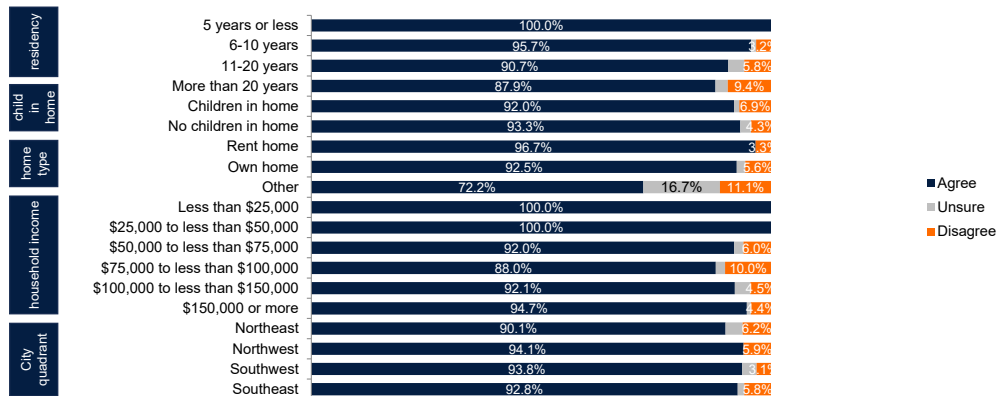
48



49

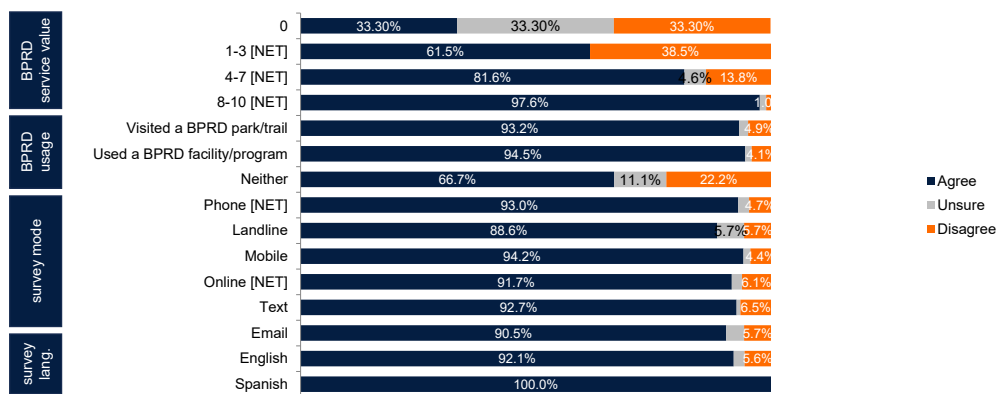
## Results by years of residency, children in home, home type, household income, and City quadrant

Question 19: Do you agree or disagree with the following statements? I feel welcome at district parks, trails, and facilities.



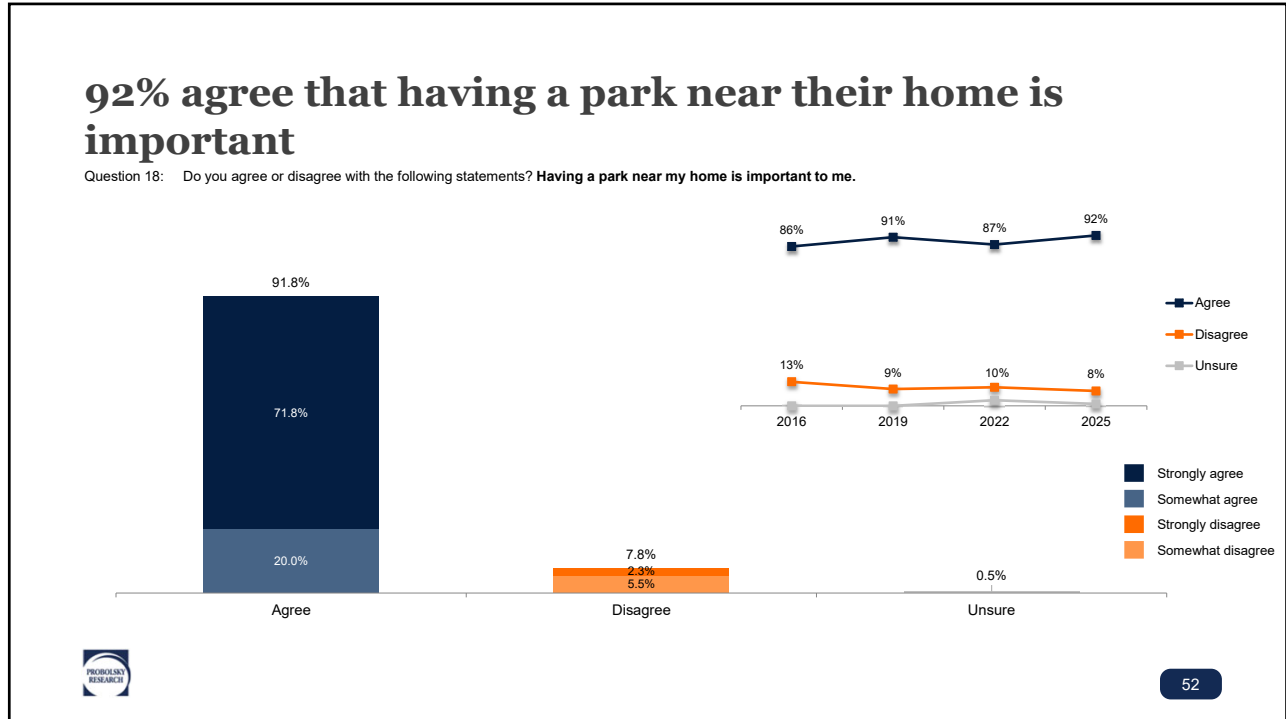
## Results by parks, trails, and recreational services value, BPRD usage, survey mode, and survey language

Question 19: Do you agree or disagree with the following statements? I feel welcome at district parks, trails, and facilities.

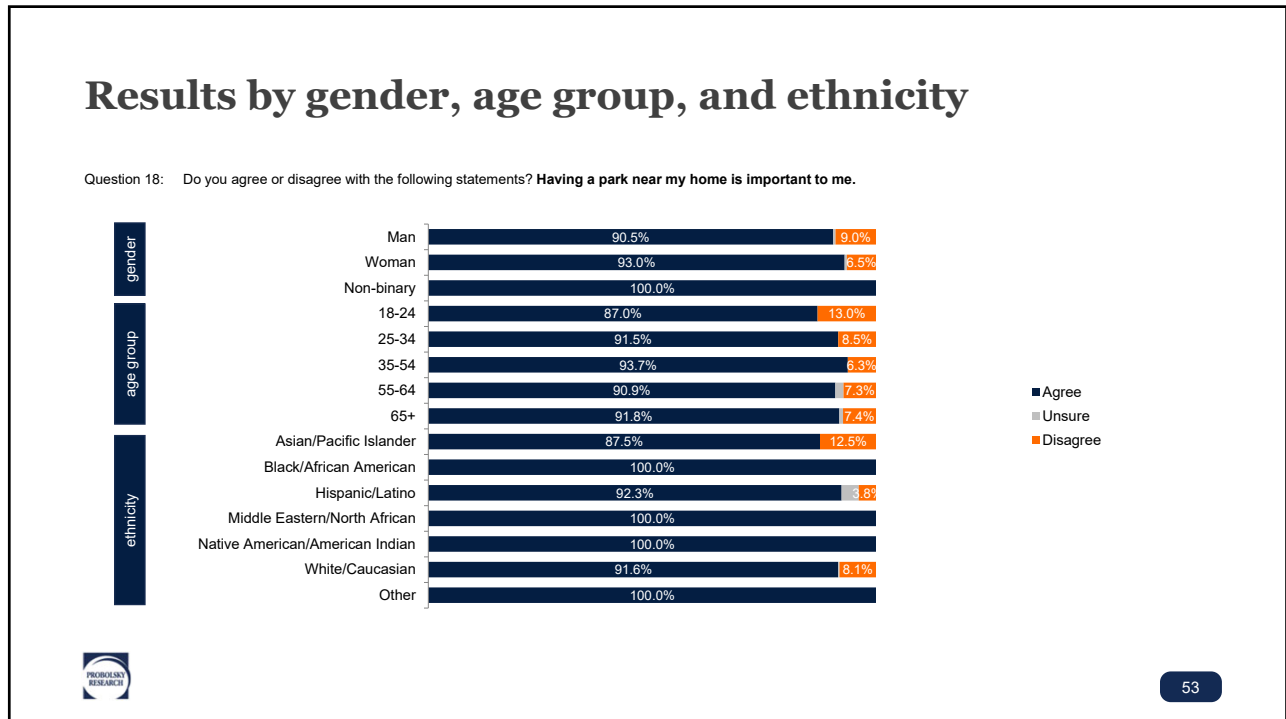


BPRD Service value note: 0 is "very poor value" and 10 is "very good value"





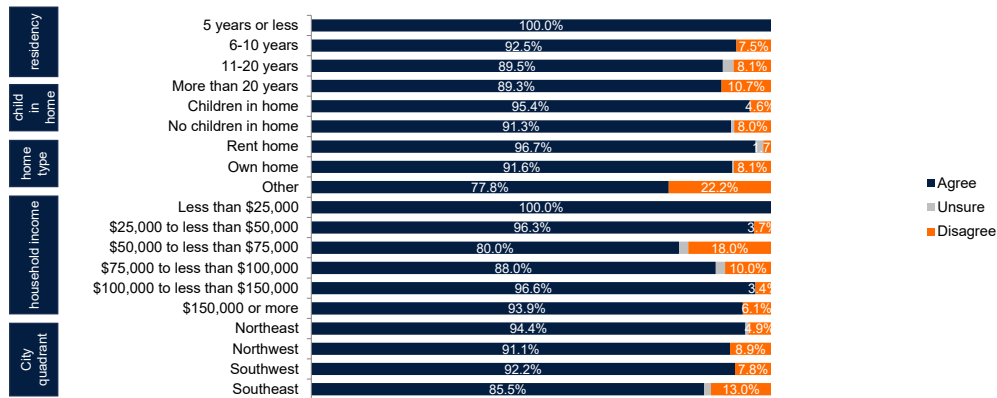
52



53

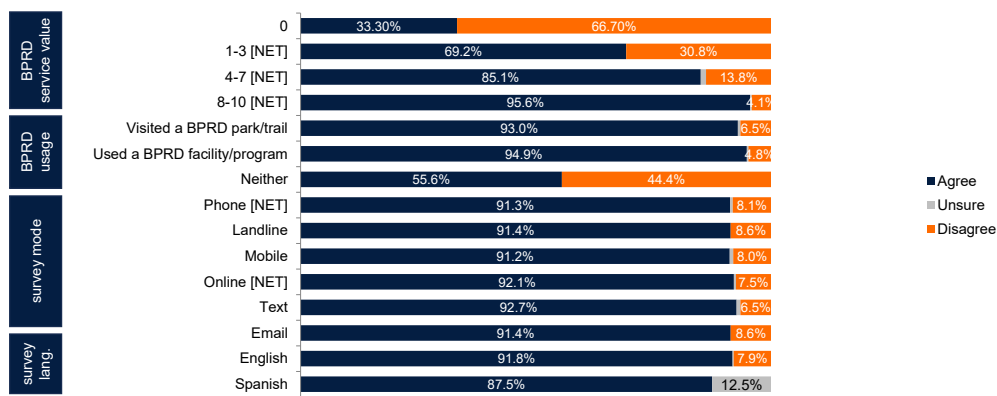
## Results by years of residency, children in home, home type, household income, and City quadrant

Question 18: Do you agree or disagree with the following statements? **Having a park near my home is important to me.**



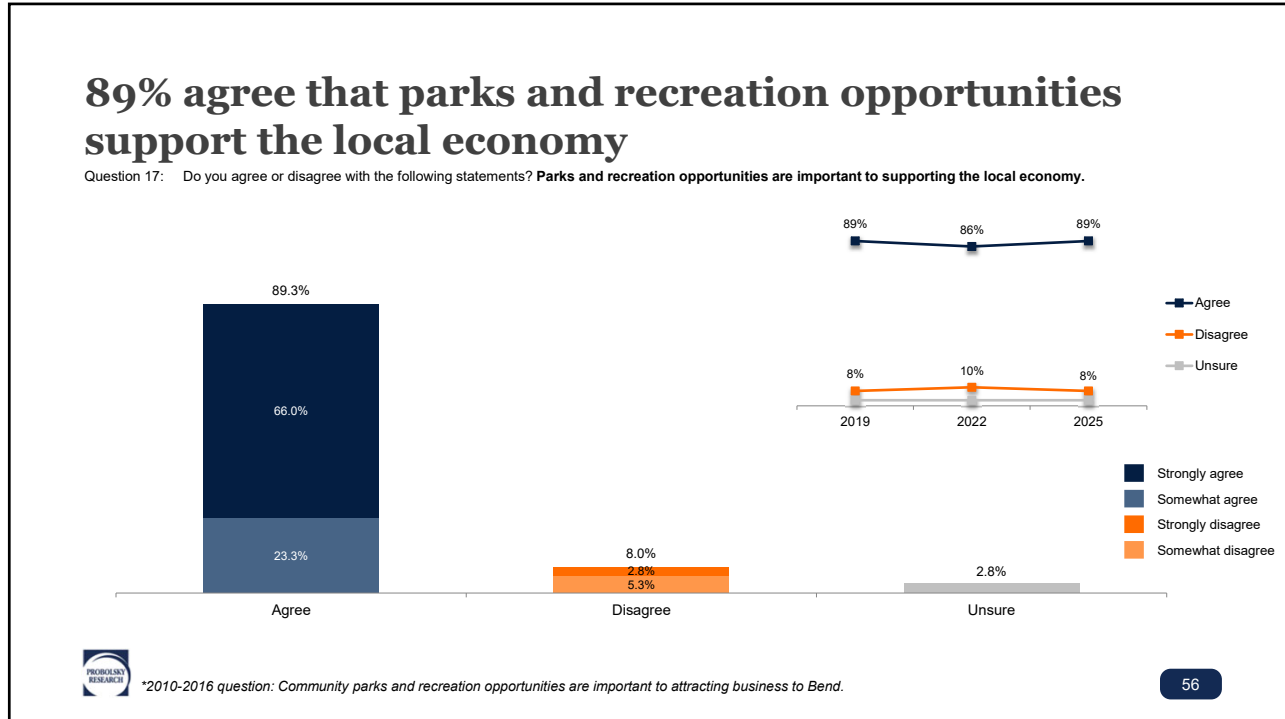
## Results by parks, trails, and recreational services value, BPRD usage, survey mode, and survey language

Question 18: Do you agree or disagree with the following statements? **Having a park near my home is important to me.**

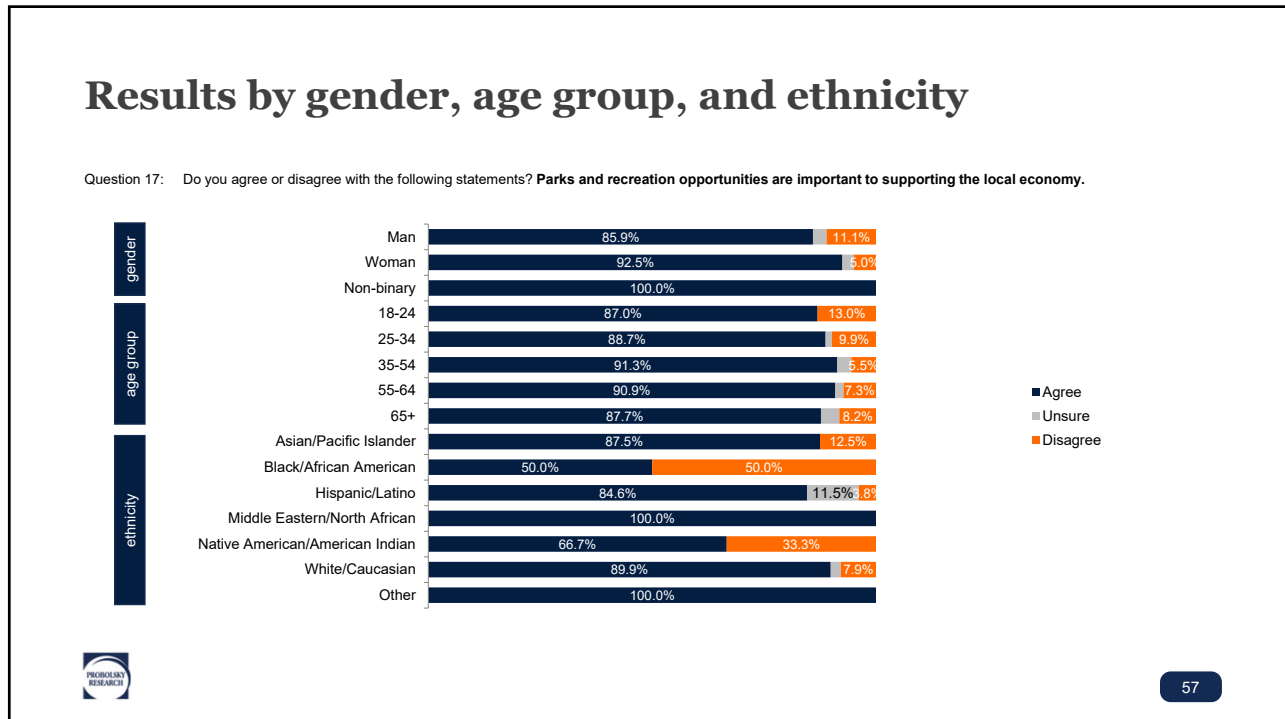


BPRD Service value note: 0 is "very poor value" and 10 is "very good value"





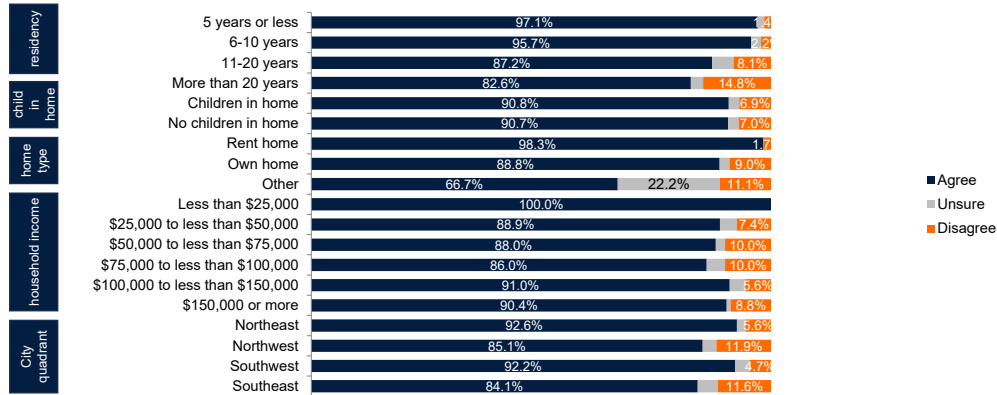
56



57

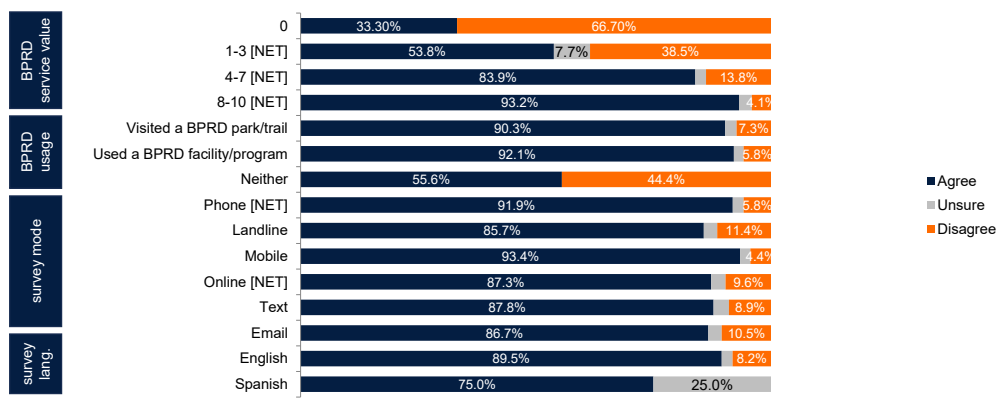
## Results by years of residency, children in home, home type, household income, and City quadrant

Question 17: Do you agree or disagree with the following statements? Parks and recreation opportunities are important to supporting the local economy.



## Results by parks, trails, and recreational services value, BPRD usage, survey mode, and survey language

Question 17: Do you agree or disagree with the following statements? Parks and recreation opportunities are important to supporting the local economy.



BPRD Service value note: 0 is "very poor value" and 10 is "very good value"



## Statements effectiveness

Statement	Agree	Disagree	Unsure
Maintains parks and trails very well	91.8%	6.0%	2.3%
Offers quality recreation programs and facilities	87.8%	5.8%	6.5%
Is a good steward of our environment	83.5%	7.3%	9.3%
Provides services that are inclusive for all members of the community	79.0%	8.8%	12.3%
Is well managed	72.0%	12.3%	15.8%
Charges a reasonable fee for recreation programs and facility use	70.3%	17.0%	12.8%
Provides good customer service	66.0%	9.3%	24.8%
Partners effectively with others in the community	56.8%	14.0%	29.3%

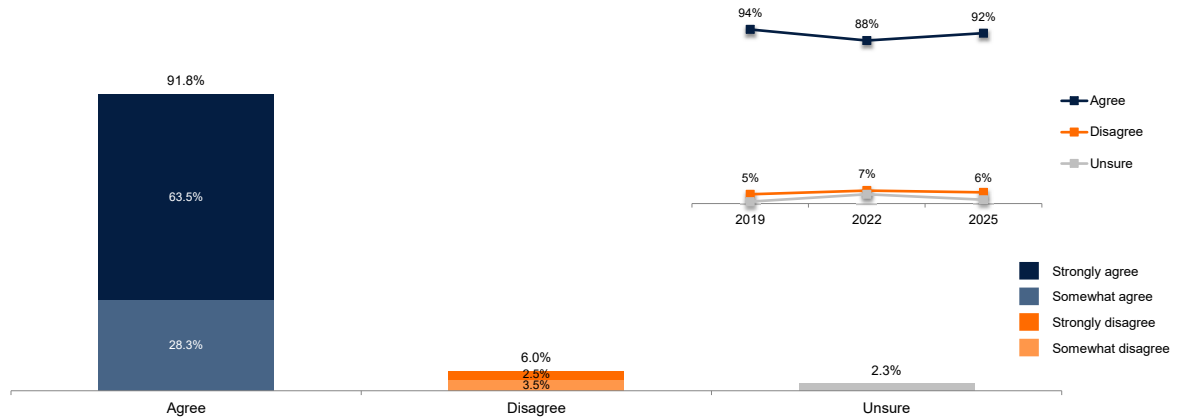


60

60

## 92% agree that BPRD maintains parks and trails very well

Question 21: Do you agree or disagree with the following statements about Bend Park and Recreation District? **Maintains parks and trails very well.**

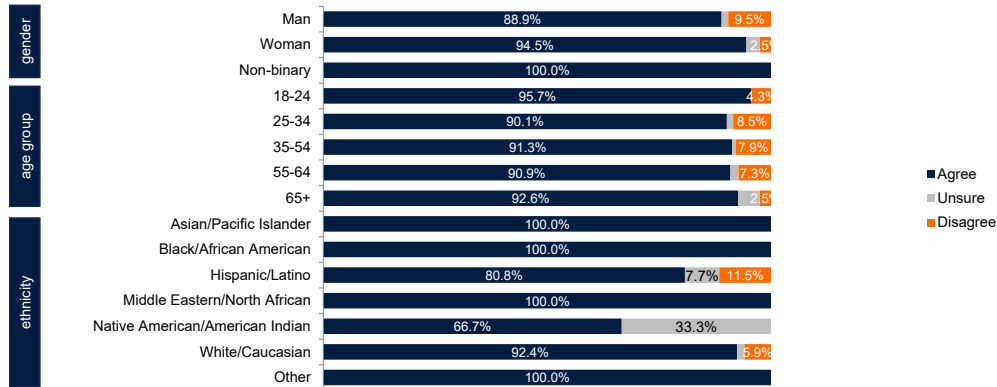


61

61

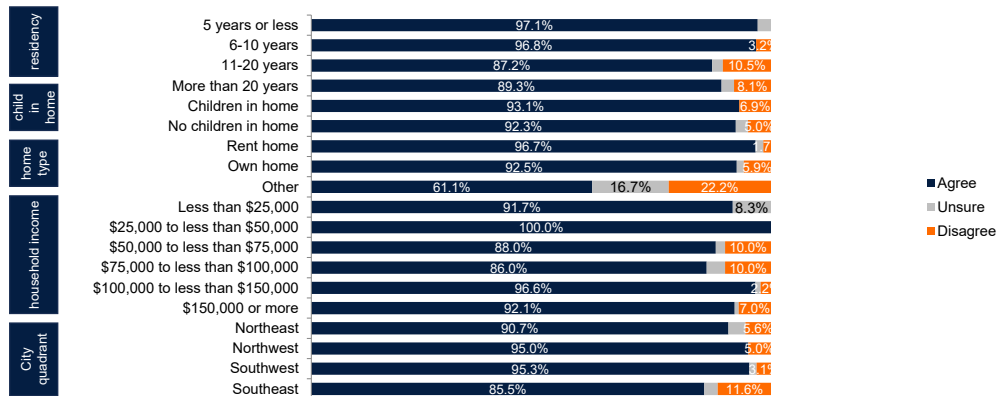
## Results by gender, age group, and ethnicity

Question 21: Do you agree or disagree with the following statements about Bend Park and Recreation District? **Maintains parks and trails very well.**



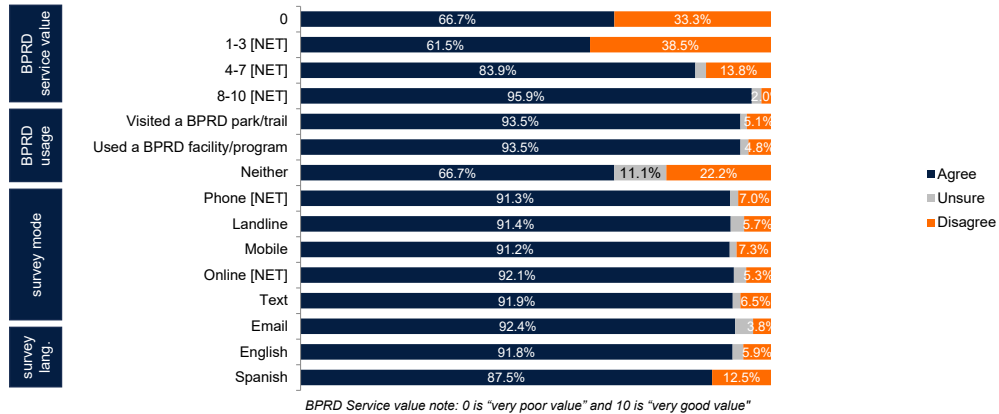
## Results by years of residency, children in home, home type, household income, and City quadrant

Question 21: Do you agree or disagree with the following statements about Bend Park and Recreation District? **Maintains parks and trails very well.**



## Results by parks, trails, and recreational services value, BPRD usage, survey mode, and survey language

Question 21: Do you agree or disagree with the following statements about Bend Park and Recreation District? **Maintains parks and trails very well.**

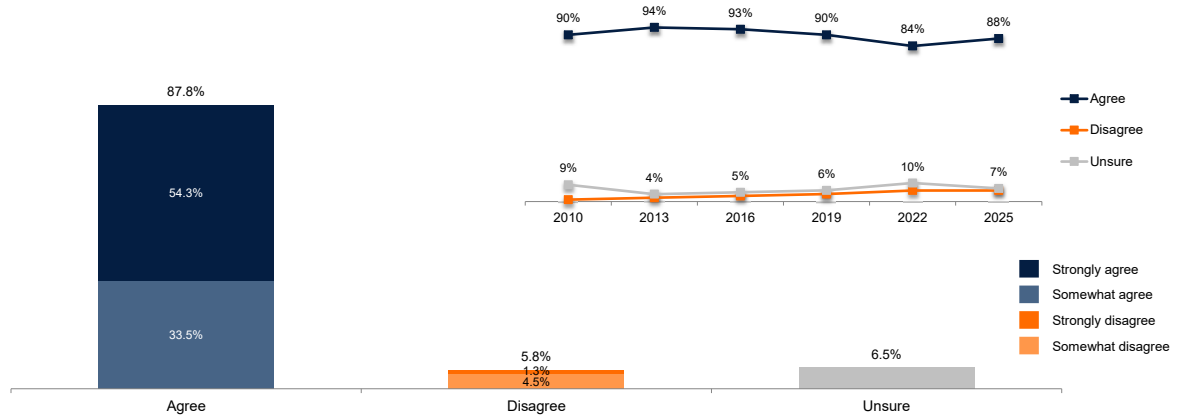


64

64

## 88% agree that BPRD offers quality recreation programs and facilities

Question 23: Do you agree or disagree with the following statements about Bend Park and Recreation District? **Offers quality recreation programs and facilities.**

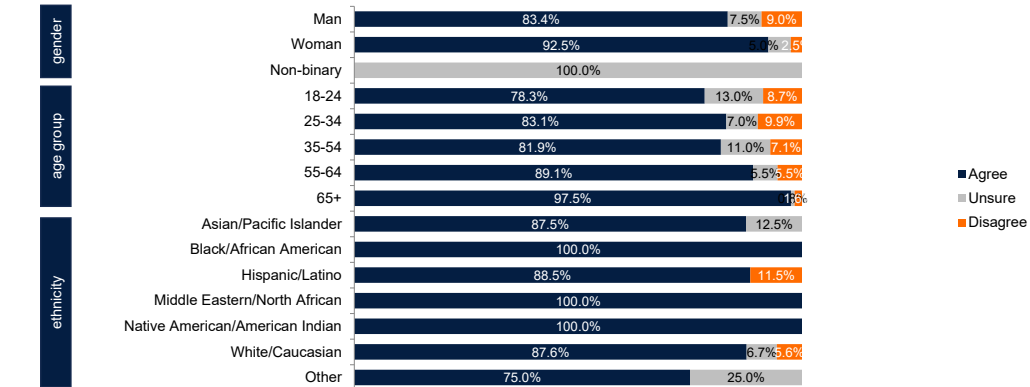


65

65

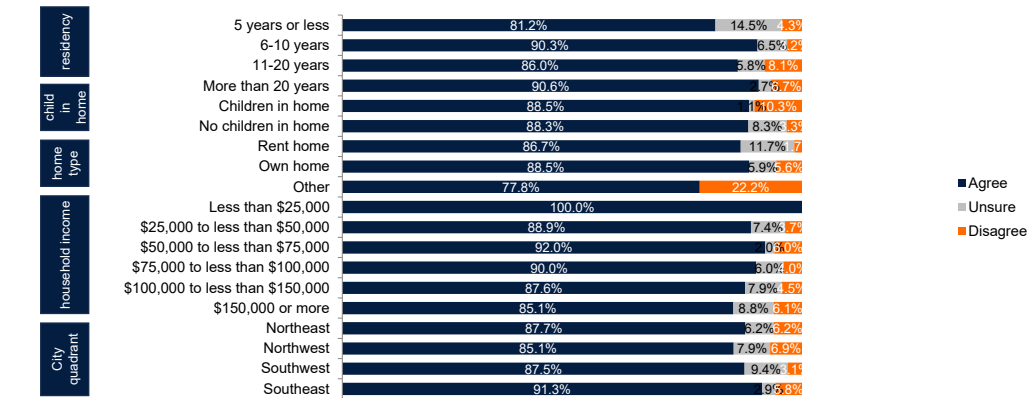
## Results by gender, age group, and ethnicity

Question 23: Do you agree or disagree with the following statements about Bend Park and Recreation District? **Offers quality recreation programs and facilities.**



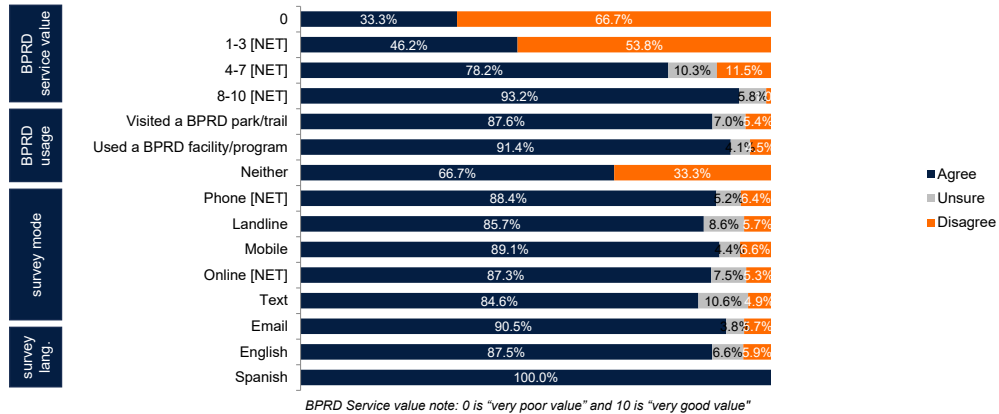
## Results by years of residency, children in home, home type, household income, and City quadrant

Question 23: Do you agree or disagree with the following statements about Bend Park and Recreation District? **Offers quality recreation programs and facilities.**



## Results by parks, trails, and recreational services value, BPRD usage, survey mode, and survey language

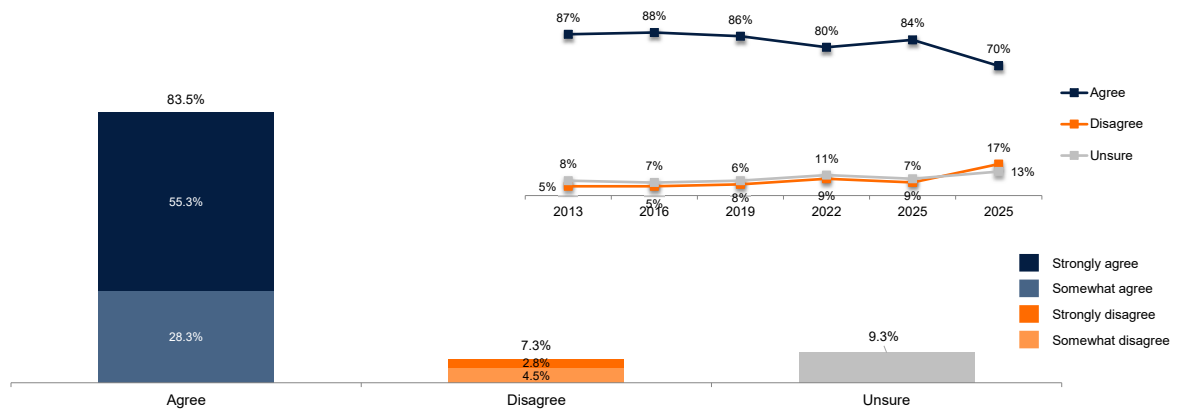
Question 23: Do you agree or disagree with the following statements about Bend Park and Recreation District? **Offers quality recreation programs and facilities.**



68

## 84% agree that BPRD is a good environmental steward

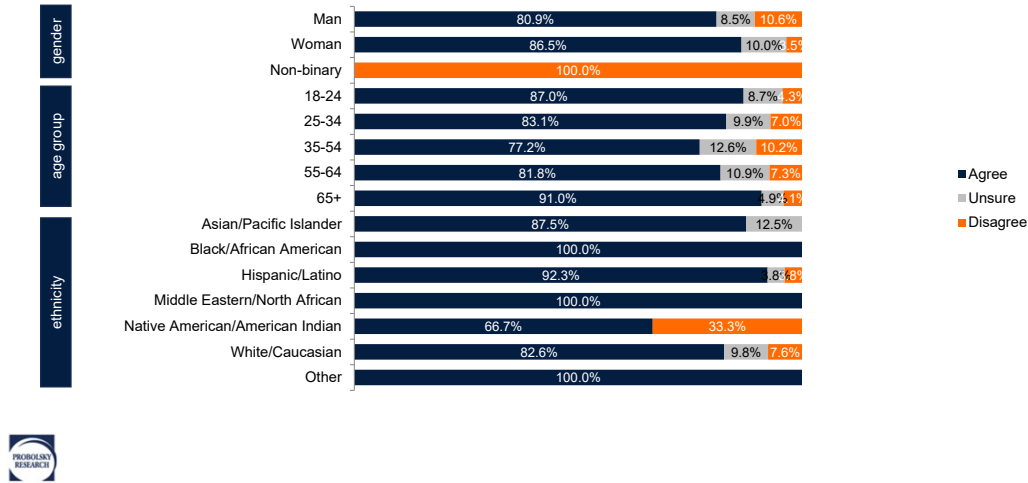
Question 28: Do you agree or disagree with the following statements about Bend Park and Recreation District? **Is a good steward of our environment.**



69

## Results by gender, age group, and ethnicity

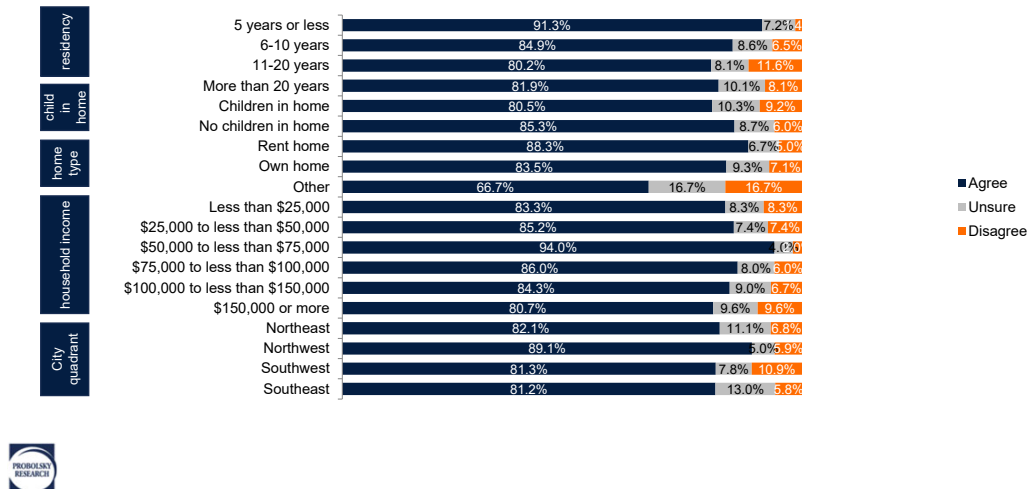
Question 28: Do you agree or disagree with the following statements about Bend Park and Recreation District? **Is a good steward of our environment.**



70

## Results by years of residency, children in home, home type, household income, and City quadrant

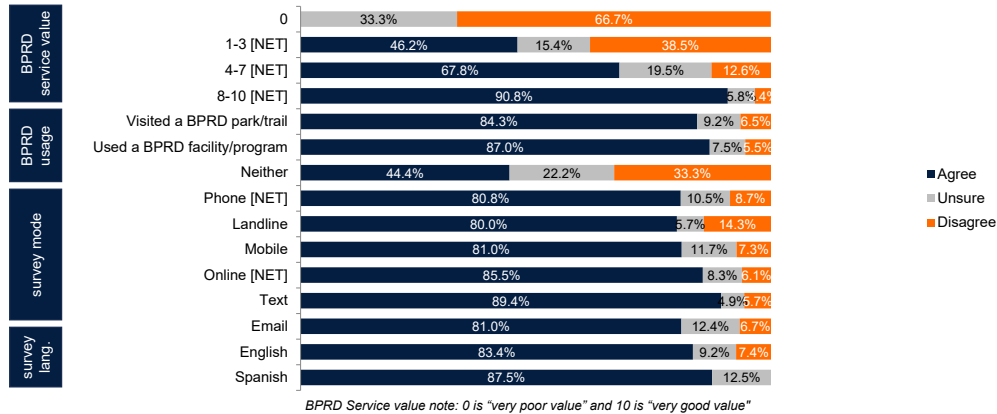
Question 28: Do you agree or disagree with the following statements about Bend Park and Recreation District? **Is a good steward of our environment.**



71

## Results by parks, trails, and recreational services value, BPRD usage, survey mode, and survey language

Question 28: Do you agree or disagree with the following statements about Bend Park and Recreation District? **Is a good steward of our environment.**



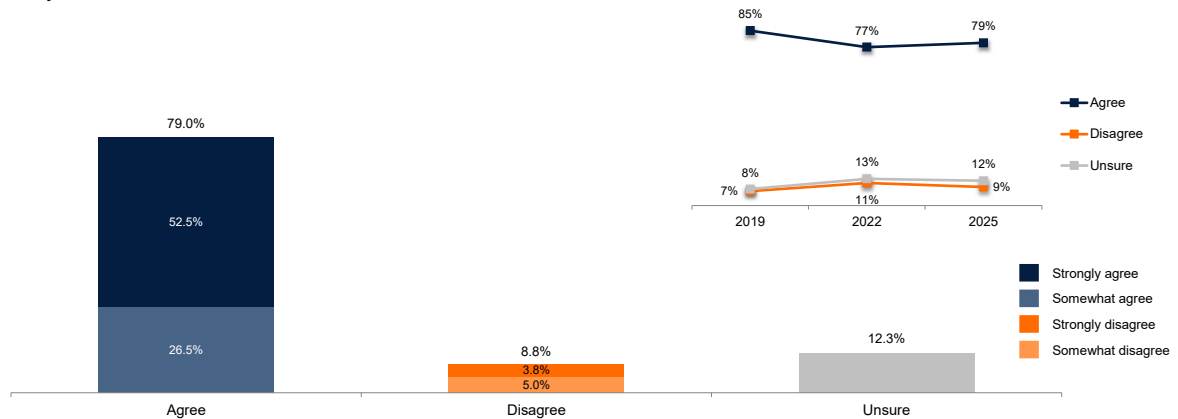
BPRD Service value note: 0 is "very poor value" and 10 is "very good value"



72

## 79% agree that BPRD provides inclusive services for all members of the community

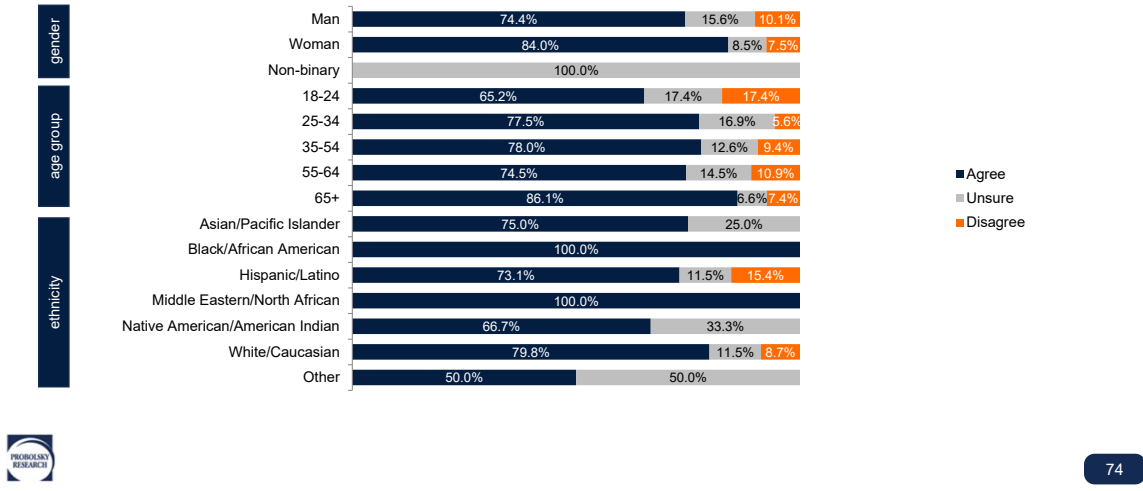
Question 22: Do you agree or disagree with the following statements about Bend Park and Recreation District? **Provides services that are inclusive for all members of the community.**



73

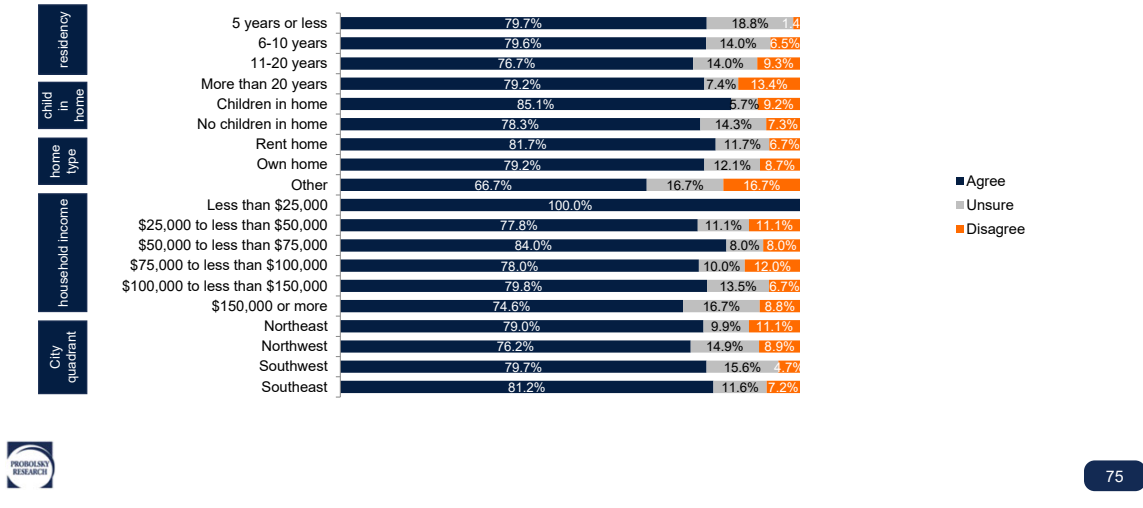
## Results by gender, age group, and ethnicity

Question 22: Do you agree or disagree with the following statements about Bend Park and Recreation District? **Provides services that are inclusive for all members of the community.**



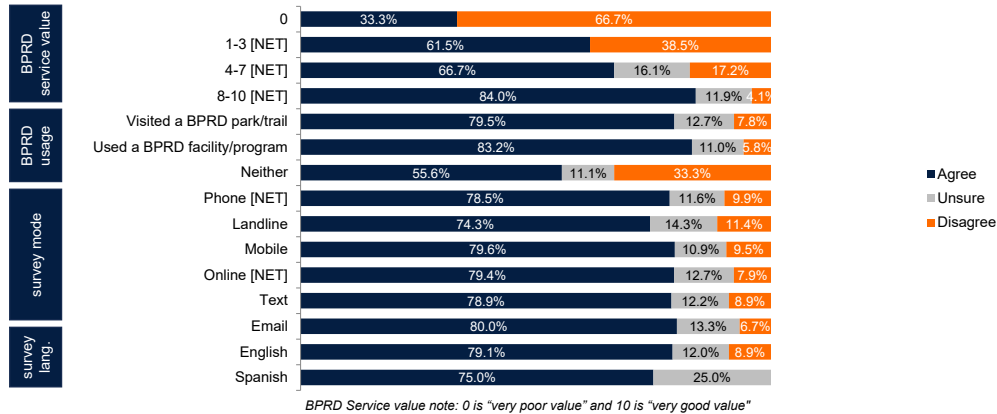
## Results by years of residency, children in home, home type, household income, and City quadrant

Question 22: Do you agree or disagree with the following statements about Bend Park and Recreation District? **Provides services that are inclusive for all members of the community.**



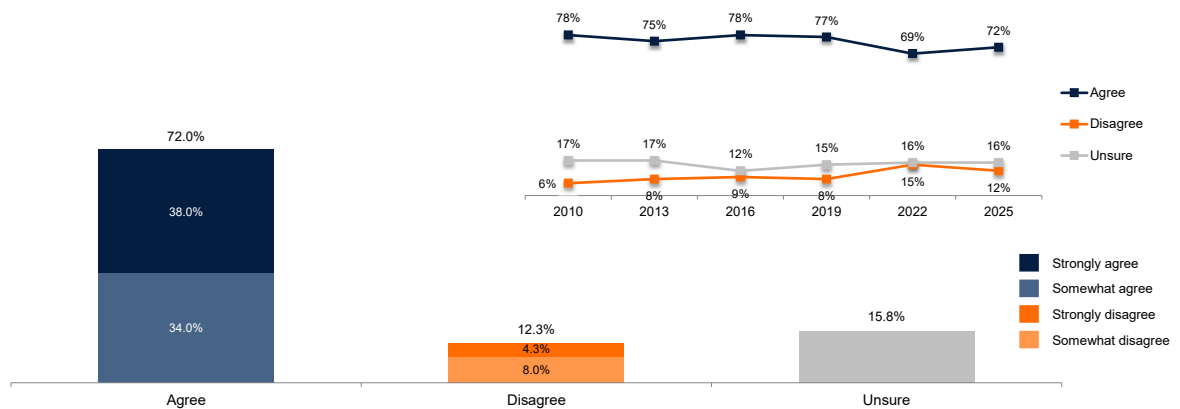
## Results by parks, trails, and recreational services value, BPRD usage, survey mode, and survey language

Question 22: Do you agree or disagree with the following statements about Bend Park and Recreation District? **Provides services that are inclusive for all members of the community.**



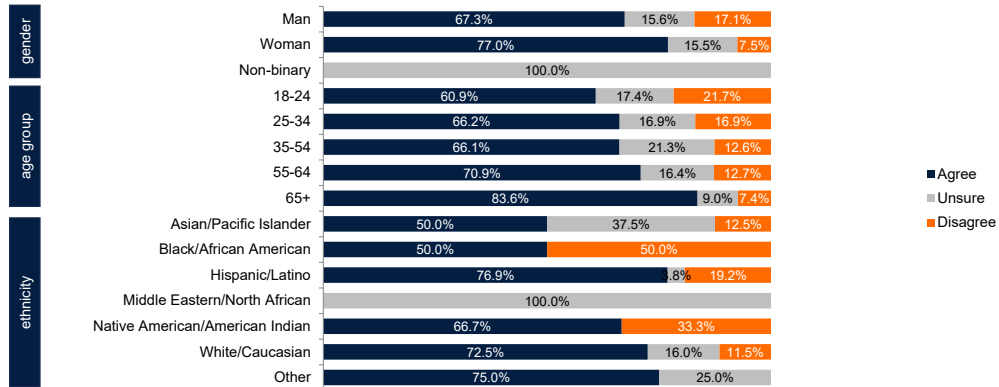
## 72% agree that BPRD is well managed

Question 24: Do you agree or disagree with the following statements about Bend Park and Recreation District? **Is well managed.**



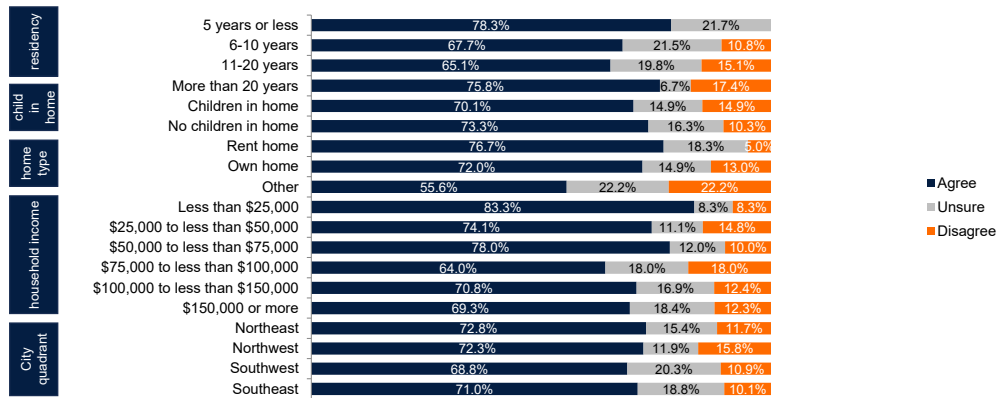
## Results by gender, age group, and ethnicity

Question 24: Do you agree or disagree with the following statements about Bend Park and Recreation District? **Is well managed.**



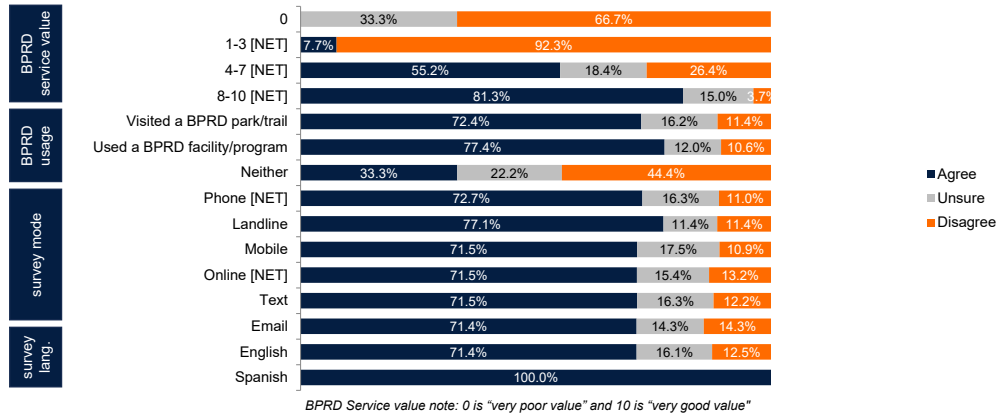
## Results by years of residency, children in home, home type, household income, and City quadrant

Question 24: Do you agree or disagree with the following statements about Bend Park and Recreation District? **Is well managed.**



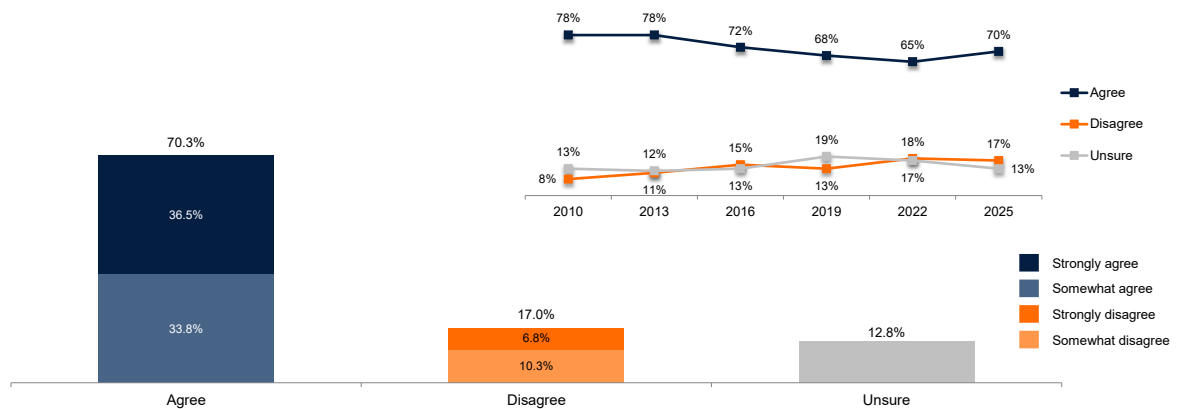
## Results by parks, trails, and recreational services value, BPRD usage, survey mode, and survey language

Question 24: Do you agree or disagree with the following statements about Bend Park and Recreation District? **Is well managed.**



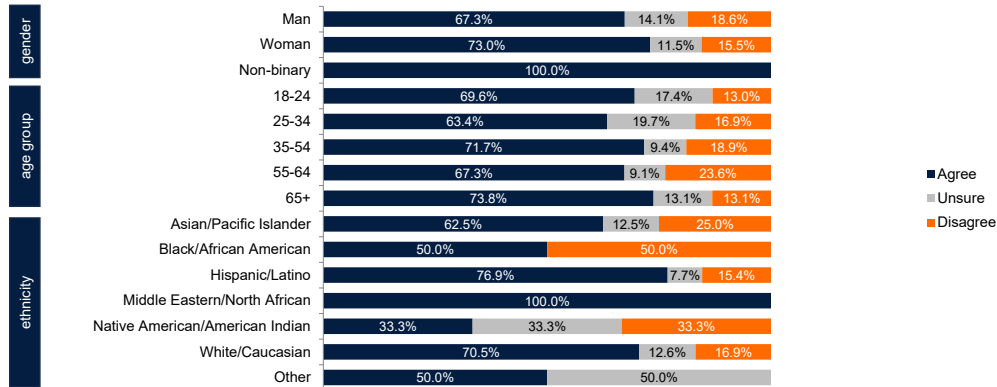
## 70% agree that fees for recreation programs and facility use are reasonable

Question 26: Do you agree or disagree with the following statements about Bend Park and Recreation District? **Charges a reasonable fee for recreation programs and facility use.**



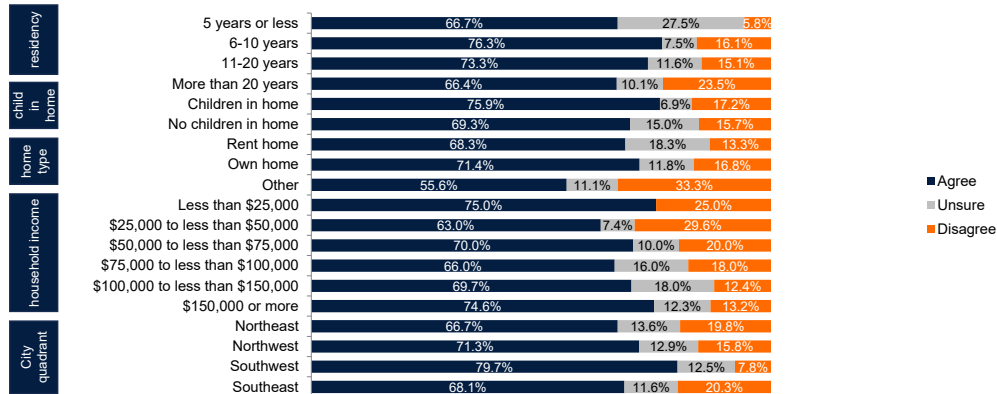
## Results by gender, age group, and ethnicity

Question 26: Do you agree or disagree with the following statements about Bend Park and Recreation District? **Charges a reasonable fee for recreation programs and facility use.**



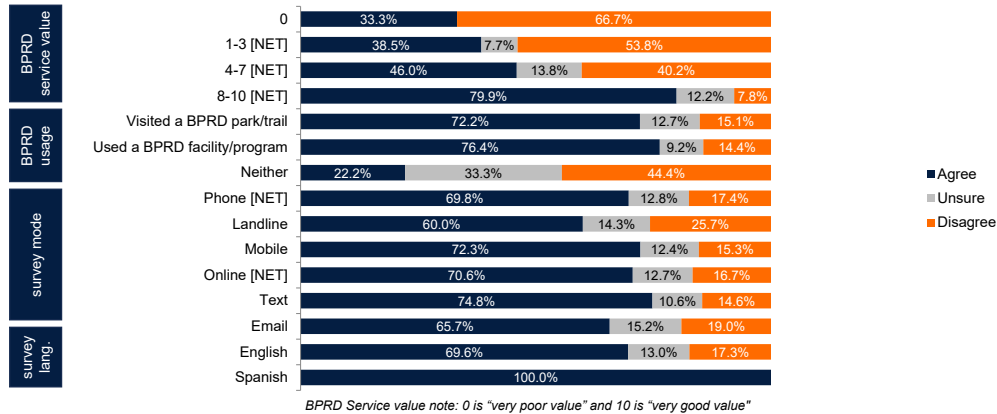
## Results by years of residency, children in home, home type, household income, and City quadrant

Question 26: Do you agree or disagree with the following statements about Bend Park and Recreation District? **Charges a reasonable fee for recreation programs and facility use.**



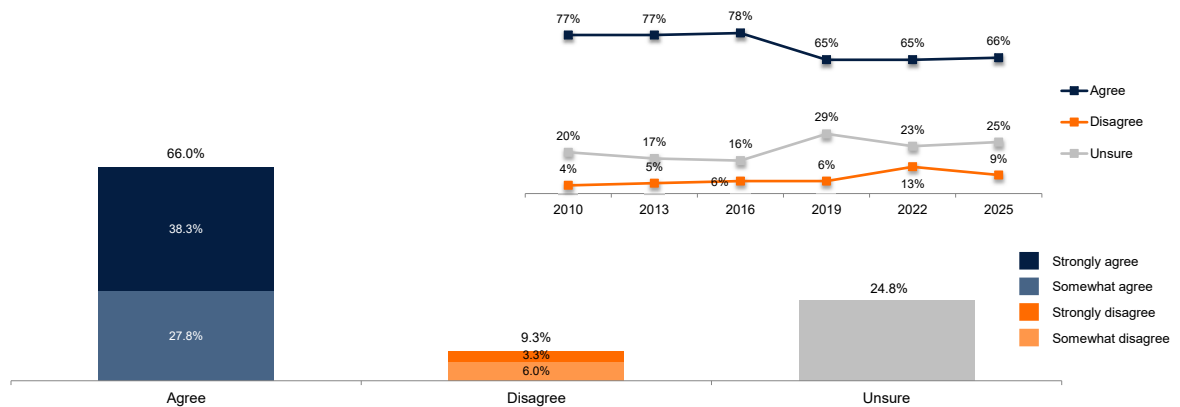
## Results by parks, trails, and recreational services value, BPRD usage, survey mode, and survey language

Question 26: Do you agree or disagree with the following statements about Bend Park and Recreation District? **Charges a reasonable fee for recreation programs and facility use.**



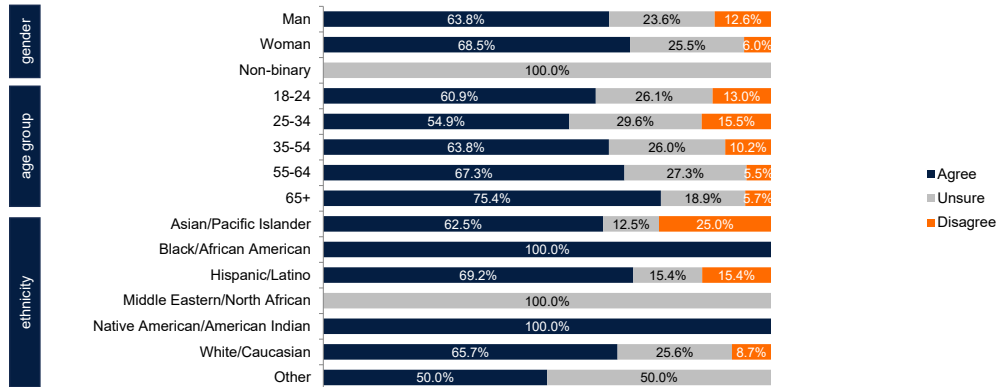
## 66% agree that BPRD provides good customer service

Question 25: Do you agree or disagree with the following statements about Bend Park and Recreation District? **Provides good customer service.**



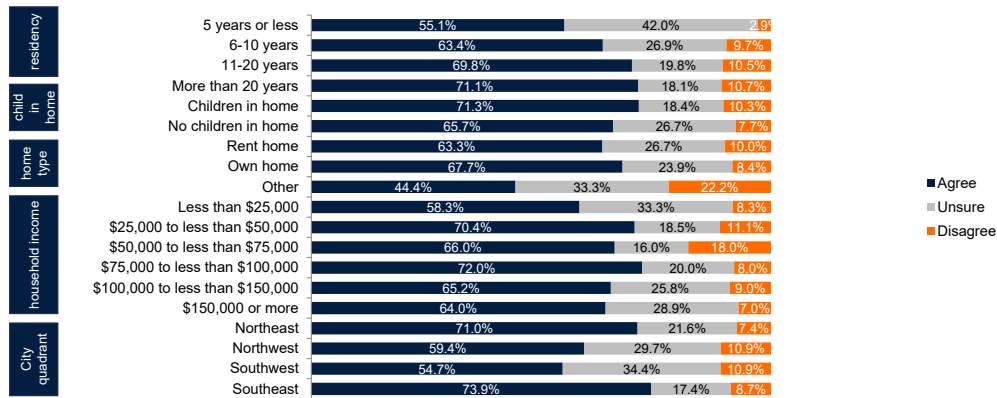
## Results by gender, age group, and ethnicity

Question 25: Do you agree or disagree with the following statements about Bend Park and Recreation District? **Provides good customer service.**



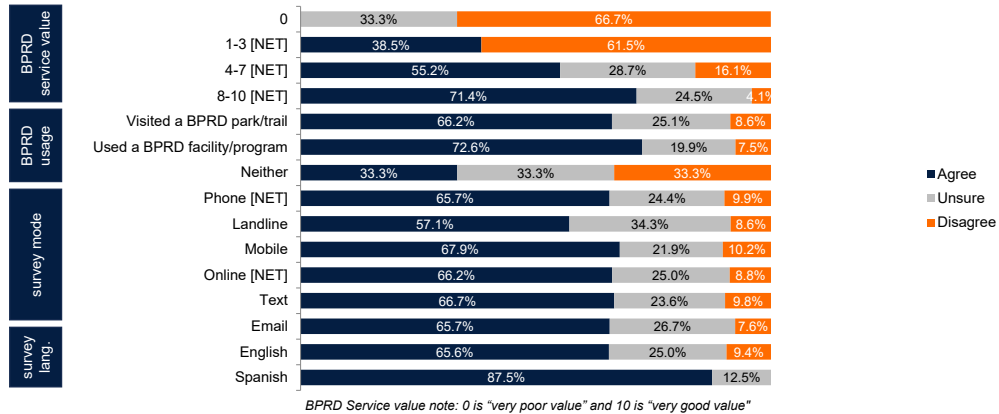
## Results by years of residency, children in home, home type, household income, and City quadrant

Question 25: Do you agree or disagree with the following statements about Bend Park and Recreation District? **Provides good customer service.**



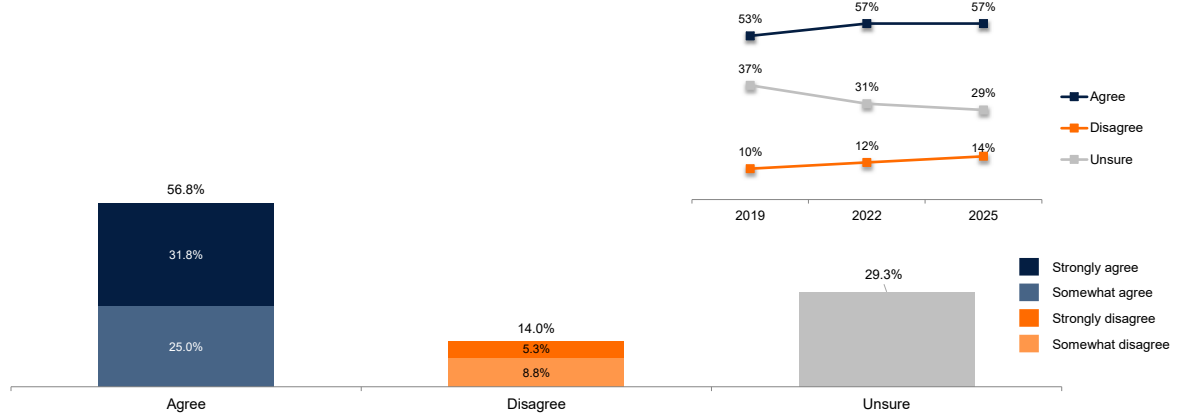
## Results by parks, trails, and recreational services value, BPRD usage, survey mode, and survey language

Question 25: Do you agree or disagree with the following statements about Bend Park and Recreation District? **Provides good customer service.**



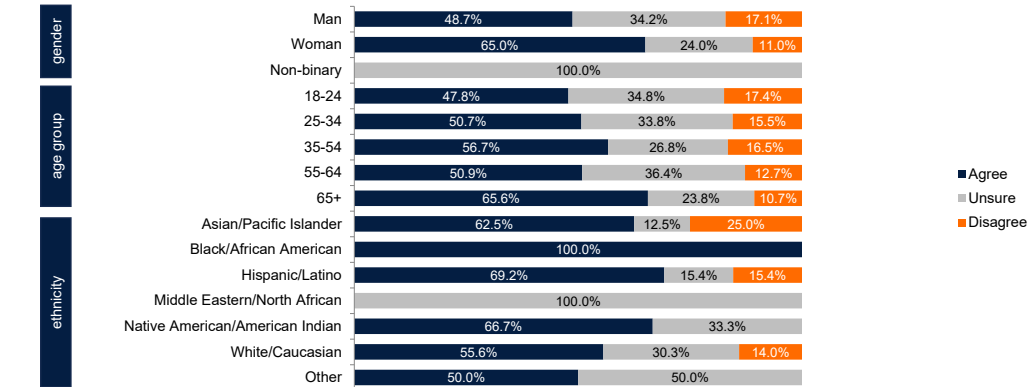
## 57% agree that BPRD partners effectively with others in the community

Question 27: Do you agree or disagree with the following statements about Bend Park and Recreation District? **Partners effectively with others in the community.**



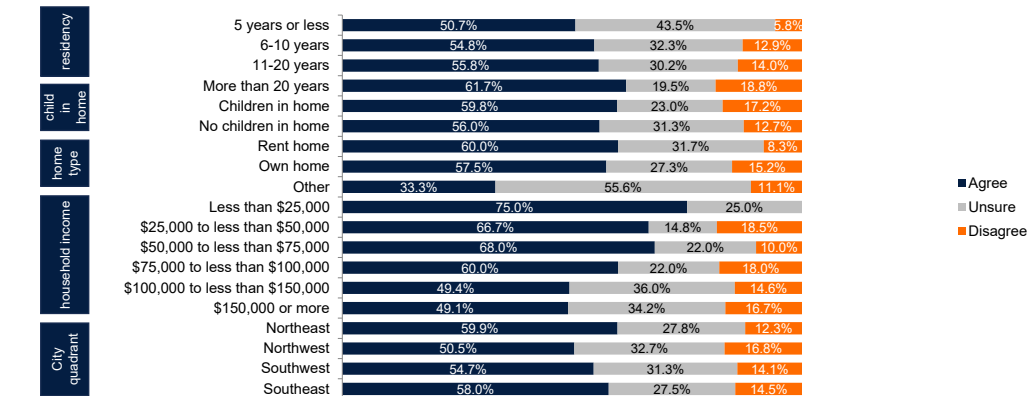
## Results by gender, age group, and ethnicity

Question 27: Do you agree or disagree with the following statements about Bend Park and Recreation District? **Partners effectively with others in the community.**



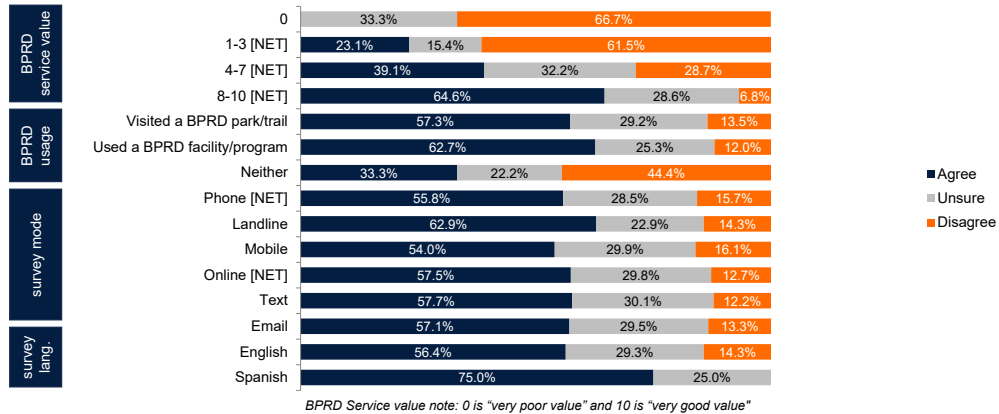
## Results by years of residency, children in home, home type, household income, and City quadrant

Question 27: Do you agree or disagree with the following statements about Bend Park and Recreation District? **Partners effectively with others in the community.**



## Results by parks, trails, and recreational services value, BPRD usage, survey mode, and survey language

Question 27: Do you agree or disagree with the following statements about Bend Park and Recreation District? **Partners effectively with others in the community.**



## Statements effectiveness

Statement	Agree	Disagree	Unsure
Is a trustworthy organization	73.8%	13.3%	13.0%
Uses taxpayer money wisely	66.5%	21.5%	12.0%
Is transparent with the public	58.5%	21.5%	20.0%

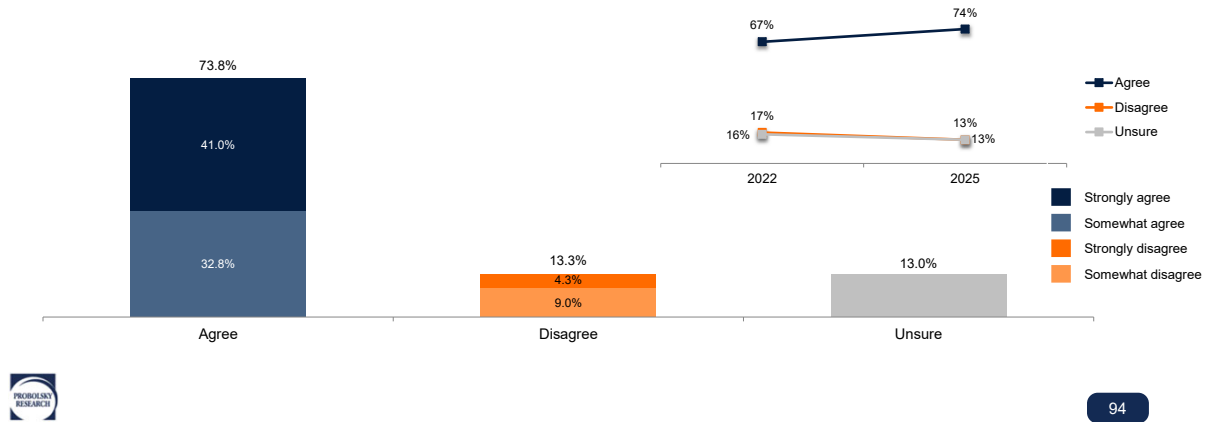


## 74% agree that BPRD is a trustworthy organization

The Bend Park and Recreation District is funded primarily from property taxes, user fees, and fees on new houses and hotels. Oregon law requires these funds to be used for operations, maintenance, and development of park and recreation services throughout the community.

The district's permanent property tax rate is \$1.461 per \$1,000 of assessed value (not market value). For example, a home with a tax assessed value of \$300,000 pays \$438.30 annually to the district.

Question 31: Do you agree or disagree with the following statements about Bend Park and Recreation District? **Is a trustworthy organization.**

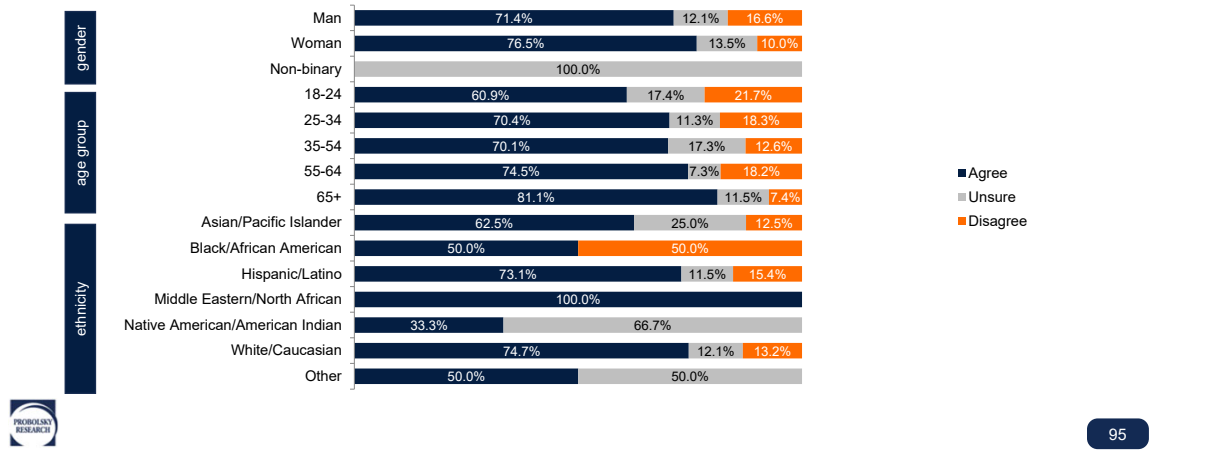


## Results by gender, age group, and ethnicity

The Bend Park and Recreation District is funded primarily from property taxes, user fees, and fees on new houses and hotels. Oregon law requires these funds to be used for operations, maintenance, and development of park and recreation services throughout the community.

The district's permanent property tax rate is \$1.461 per \$1,000 of assessed value (not market value). For example, a home with a tax assessed value of \$300,000 pays \$438.30 annually to the district.

Question 31: Do you agree or disagree with the following statements about Bend Park and Recreation District? **Is a trustworthy organization.**

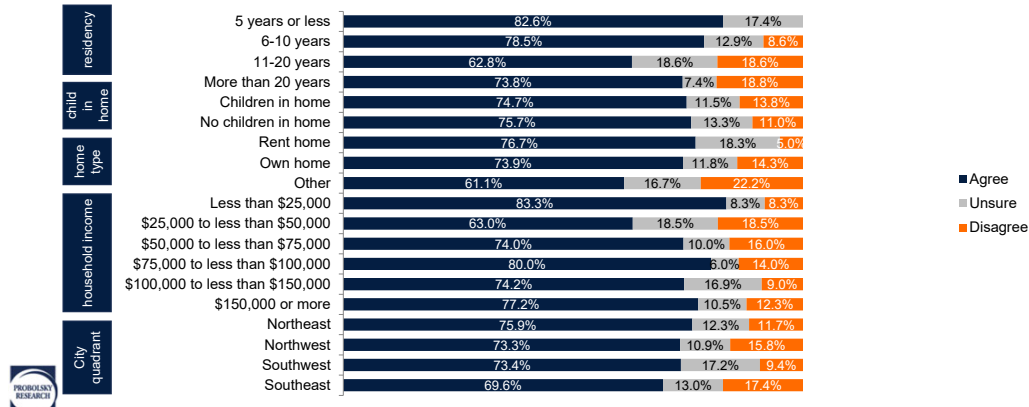


## Results by years of residency, children in home, home type, household income, and City quadrant

The Bend Park and Recreation District is funded primarily from property taxes, user fees, and fees on new houses and hotels. Oregon law requires these funds to be used for operations, maintenance, and development of park and recreation services throughout the community.

The district's permanent property tax rate is \$1.461 per \$1,000 of assessed value (not market value). For example, a home with a tax assessed value of \$300,000 pays \$438.30 annually to the district.

Question 31: Do you agree or disagree with the following statements about Bend Park and Recreation District? **Is a trustworthy organization.**

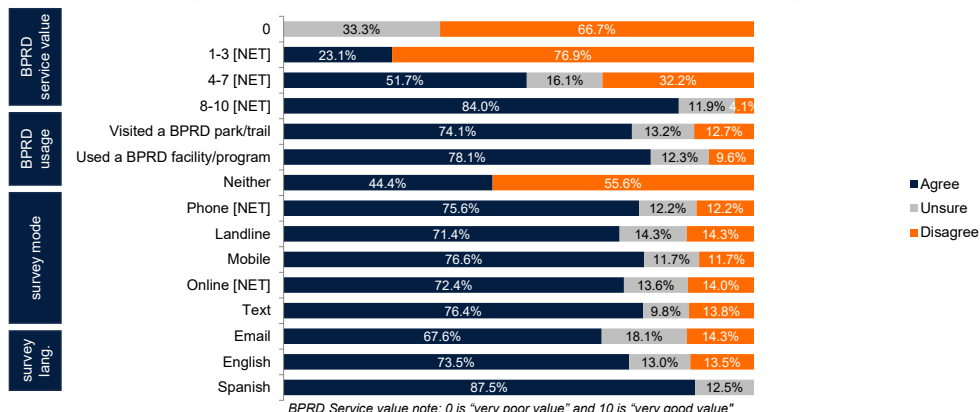


## Results by parks, trails, and recreational services value, BPRD usage, survey mode, and survey language

The Bend Park and Recreation District is funded primarily from property taxes, user fees, and fees on new houses and hotels. Oregon law requires these funds to be used for operations, maintenance, and development of park and recreation services throughout the community.

The district's permanent property tax rate is \$1.461 per \$1,000 of assessed value (not market value). For example, a home with a tax assessed value of \$300,000 pays \$438.30 annually to the district.

Question 31: Do you agree or disagree with the following statements about Bend Park and Recreation District? **Is a trustworthy organization.**



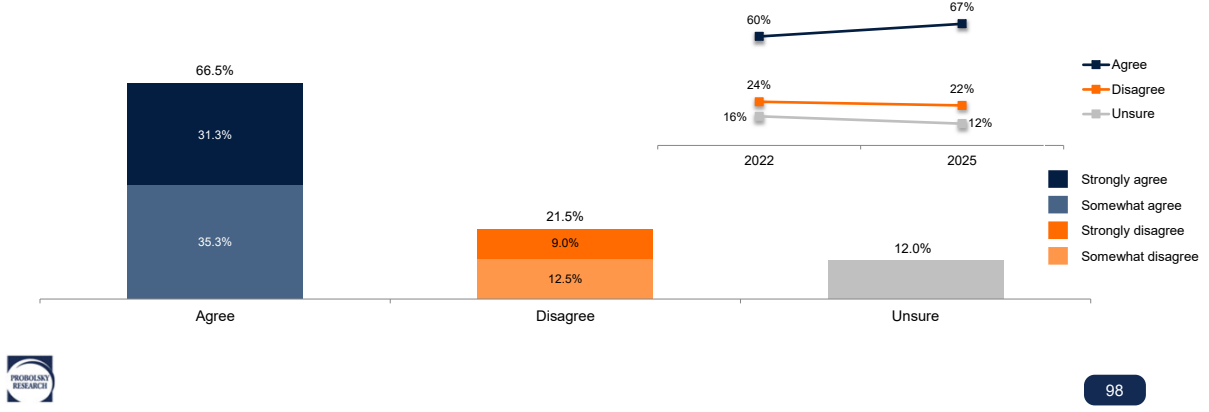
BPRD Service value note: 0 is "very poor value" and 10 is "very good value"

## 67% agree that BPRD uses taxpayer money wisely

The Bend Park and Recreation District is funded primarily from property taxes, user fees, and fees on new houses and hotels. Oregon law requires these funds to be used for operations, maintenance, and development of park and recreation services throughout the community.

The district's permanent property tax rate is \$1.461 per \$1,000 of assessed value (not market value). For example, a home with a tax assessed value of \$300,000 pays \$438.30 annually to the district.

Question 29: Do you agree or disagree with the following statements about Bend Park and Recreation District? **Uses taxpayer money wisely.**

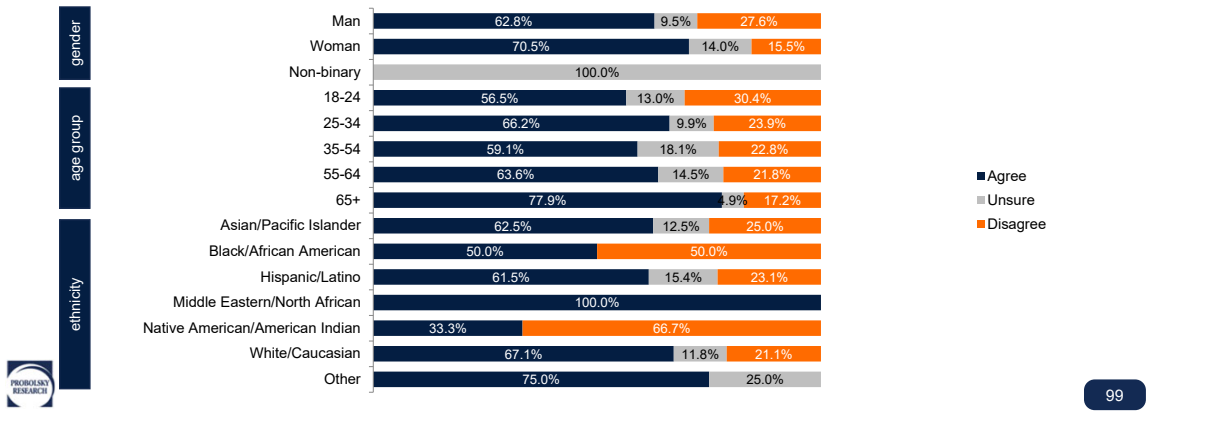


## Results by gender, age group, and ethnicity

The Bend Park and Recreation District is funded primarily from property taxes, user fees, and fees on new houses and hotels. Oregon law requires these funds to be used for operations, maintenance, and development of park and recreation services throughout the community.

The district's permanent property tax rate is \$1.461 per \$1,000 of assessed value (not market value). For example, a home with a tax assessed value of \$300,000 pays \$438.30 annually to the district.

Question 29: Do you agree or disagree with the following statements about Bend Park and Recreation District? **Uses taxpayer money wisely.**

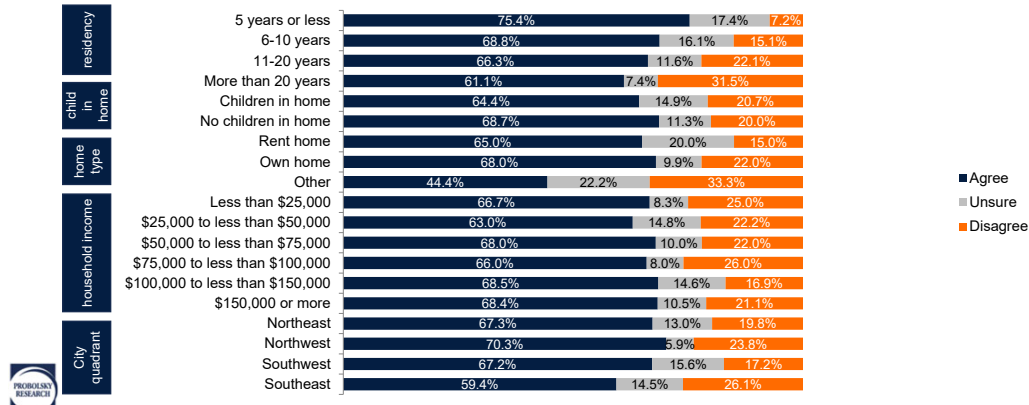


## Results by years of residency, children in home, home type, household income, and City quadrant

The Bend Park and Recreation District is funded primarily from property taxes, user fees, and fees on new houses and hotels. Oregon law requires these funds to be used for operations, maintenance, and development of park and recreation services throughout the community.

The district's permanent property tax rate is \$1.461 per \$1,000 of assessed value (not market value). For example, a home with a tax assessed value of \$300,000 pays \$438.30 annually to the district.

Question 29: Do you agree or disagree with the following statements about Bend Park and Recreation District? **Uses taxpayer money wisely.**

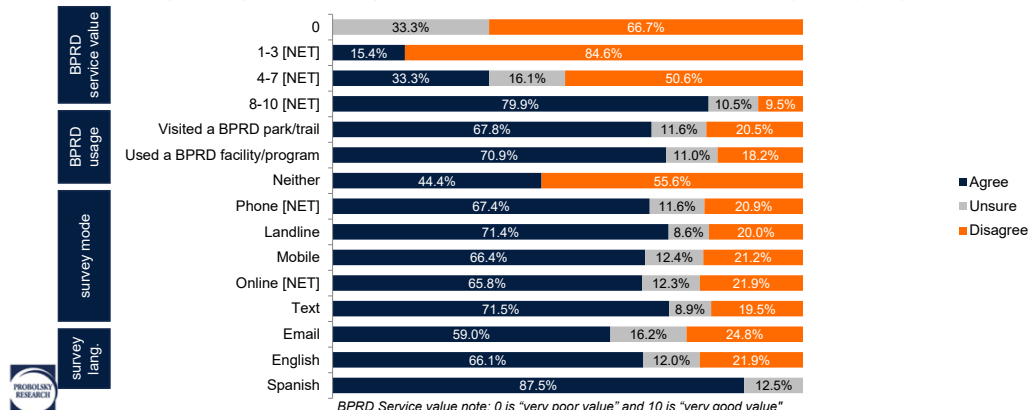


## Results by parks, trails, and recreational services value, BPRD usage, survey mode, and survey language

The Bend Park and Recreation District is funded primarily from property taxes, user fees, and fees on new houses and hotels. Oregon law requires these funds to be used for operations, maintenance, and development of park and recreation services throughout the community.

The district's permanent property tax rate is \$1.461 per \$1,000 of assessed value (not market value). For example, a home with a tax assessed value of \$300,000 pays \$438.30 annually to the district.

Question 29: Do you agree or disagree with the following statements about Bend Park and Recreation District? **Uses taxpayer money wisely.**



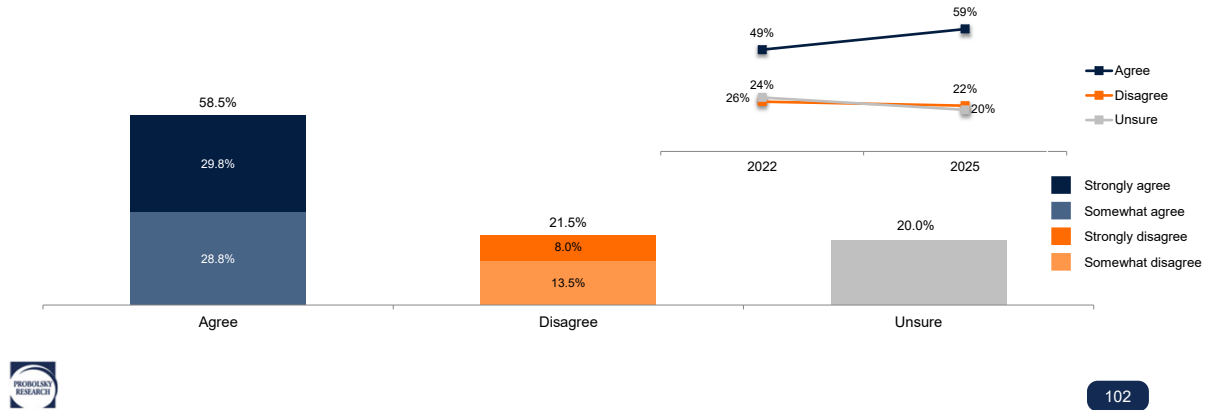
BPRD Service value note: 0 is "very poor value" and 10 is "very good value"

## 59% agree that BPRD is transparent with the public

The Bend Park and Recreation District is funded primarily from property taxes, user fees, and fees on new houses and hotels. Oregon law requires these funds to be used for operations, maintenance, and development of park and recreation services throughout the community.

The district's permanent property tax rate is \$1.461 per \$1,000 of assessed value (not market value). For example, a home with a tax assessed value of \$300,000 pays \$438.30 annually to the district.

Question 30: Do you agree or disagree with the following statements about Bend Park and Recreation District? **Is transparent with the public.**

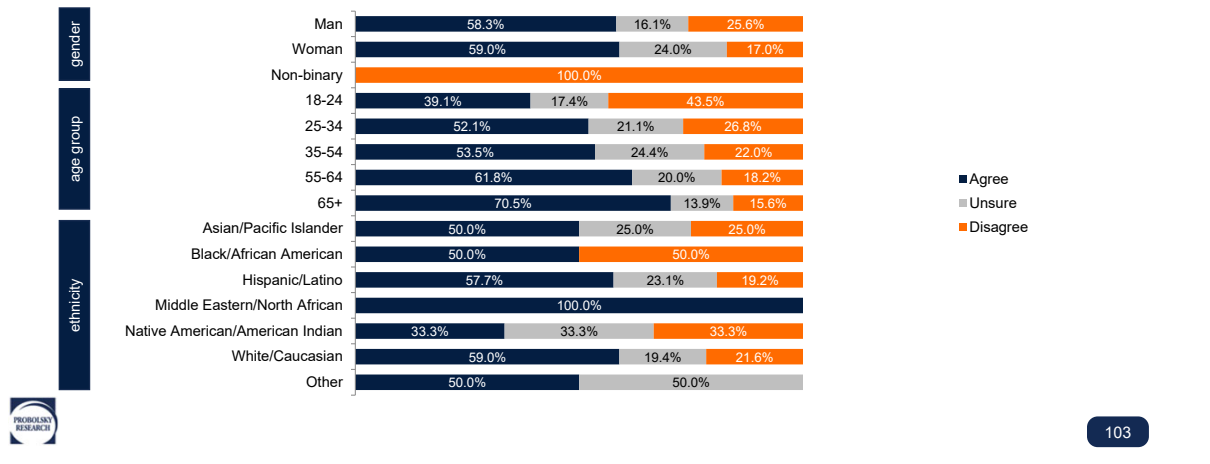


## Results by gender, age group, and ethnicity

The Bend Park and Recreation District is funded primarily from property taxes, user fees, and fees on new houses and hotels. Oregon law requires these funds to be used for operations, maintenance, and development of park and recreation services throughout the community.

The district's permanent property tax rate is \$1.461 per \$1,000 of assessed value (not market value). For example, a home with a tax assessed value of \$300,000 pays \$438.30 annually to the district.

Question 30: Do you agree or disagree with the following statements about Bend Park and Recreation District? **Is transparent with the public.**

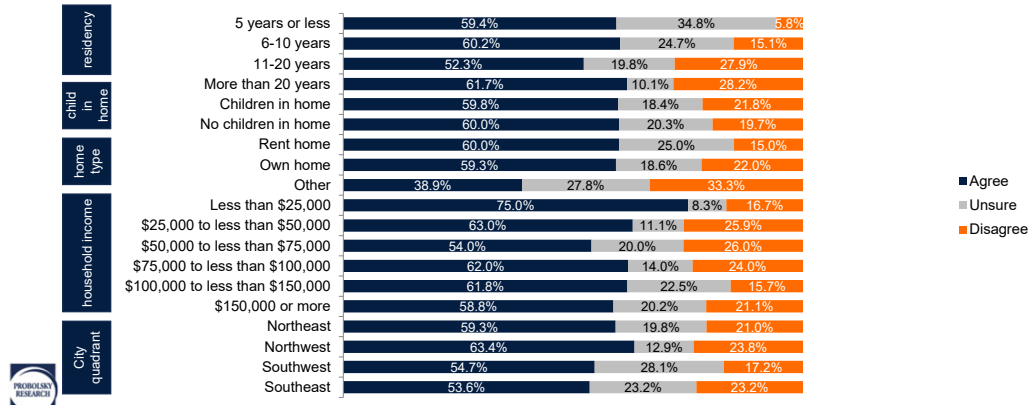


## Results by years of residency, children in home, home type, household income, and City quadrant

The Bend Park and Recreation District is funded primarily from property taxes, user fees, and fees on new houses and hotels. Oregon law requires these funds to be used for operations, maintenance, and development of park and recreation services throughout the community.

The district's permanent property tax rate is \$1.461 per \$1,000 of assessed value (not market value). For example, a home with a tax assessed value of \$300,000 pays \$438.30 annually to the district.

Question 30: Do you agree or disagree with the following statements about Bend Park and Recreation District? **Is transparent with the public.**

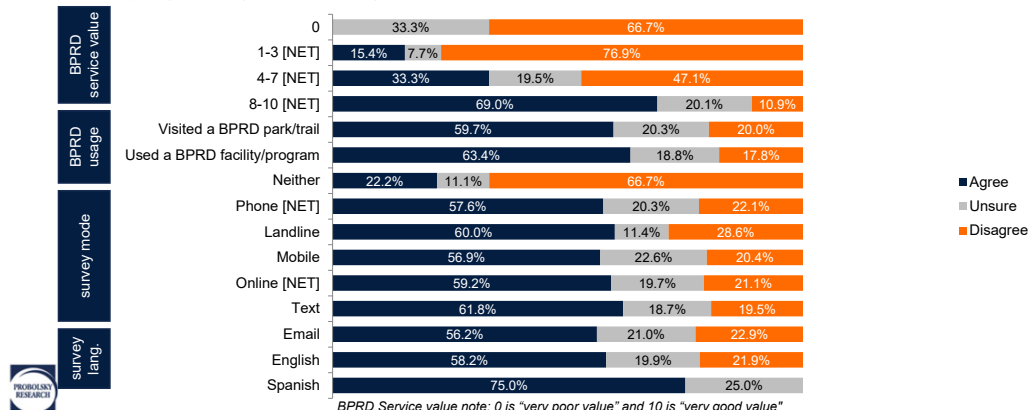


## Results by parks, trails, and recreational services value, BPRD usage, survey mode, and survey language

The Bend Park and Recreation District is funded primarily from property taxes, user fees, and fees on new houses and hotels. Oregon law requires these funds to be used for operations, maintenance, and development of park and recreation services throughout the community.

The district's permanent property tax rate is \$1.461 per \$1,000 of assessed value (not market value). For example, a home with a tax assessed value of \$300,000 pays \$438.30 annually to the district.

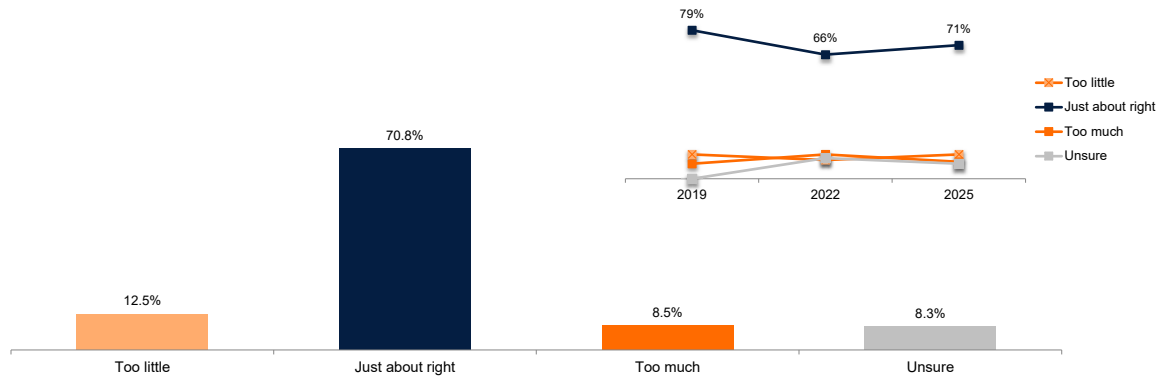
Question 30: Do you agree or disagree with the following statements about Bend Park and Recreation District? **Is transparent with the public.**



BPRD Service value note: 0 is "very poor value" and 10 is "very good value"

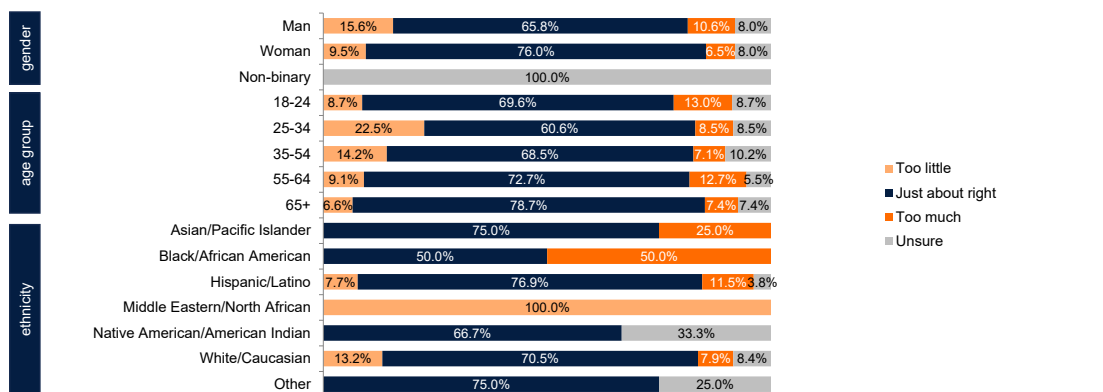
# 71% think the level of services provided by BPRD is just about right

Question 32: Do you believe the level of parks, trails, and recreation services provided by the Bend Park and Recreation District is:



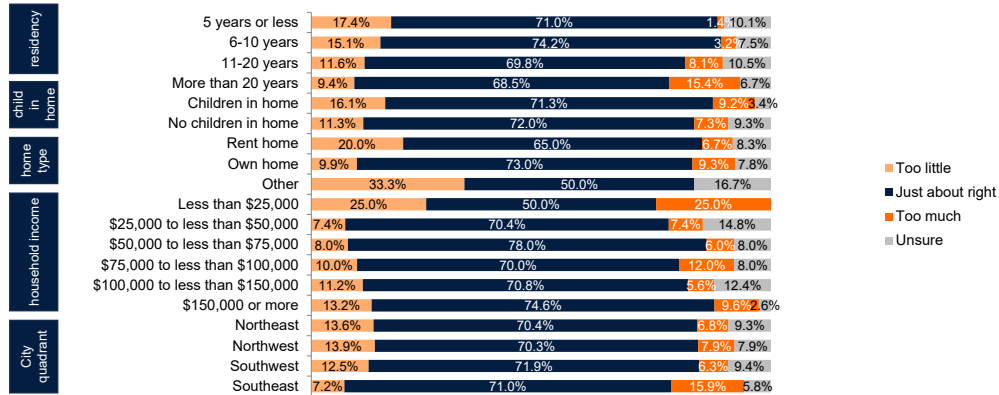
## Results by gender, age group, and ethnicity

Question 32: Do you believe the level of parks, trails, and recreation services provided by the Bend Park and Recreation District is:



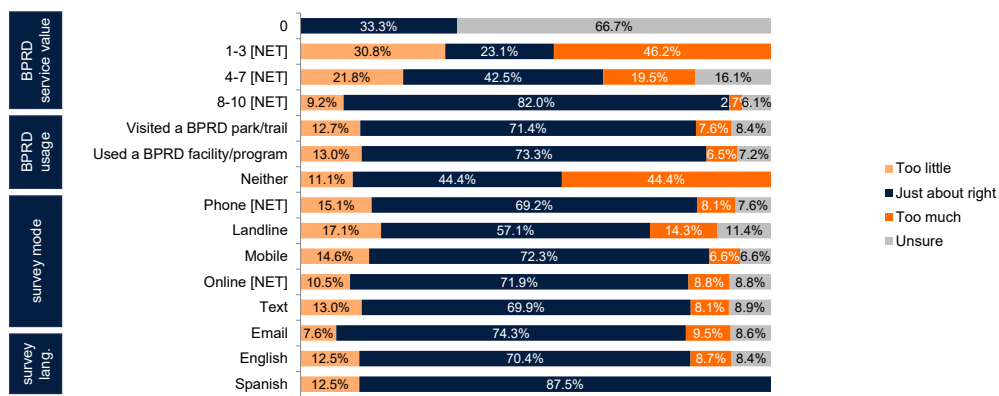
## Results by years of residency, children in home, home type, household income, and City quadrant

Question 32: Do you believe the level of parks, trails, and recreation services provided by the Bend Park and Recreation District is:



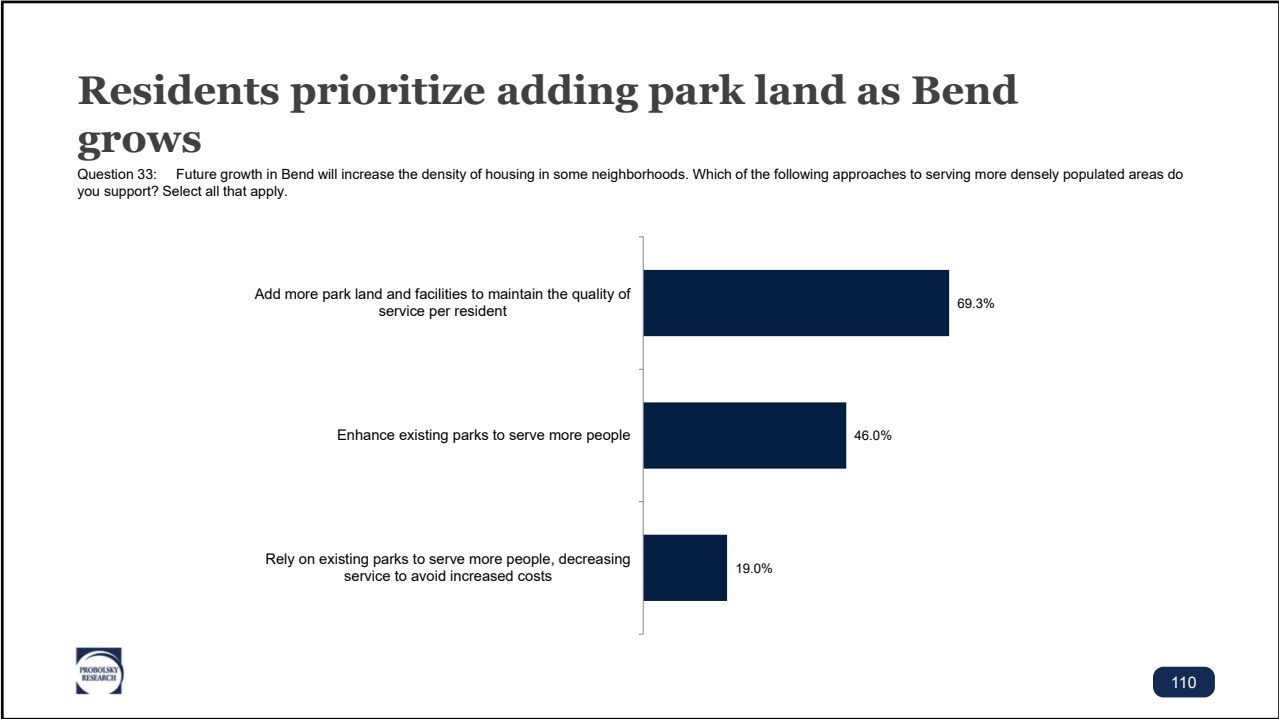
## Results by parks, trails, and recreational services value, BPRD usage, survey mode, and survey language

Question 32: Do you believe the level of parks, trails, and recreation services provided by the Bend Park and Recreation District is:

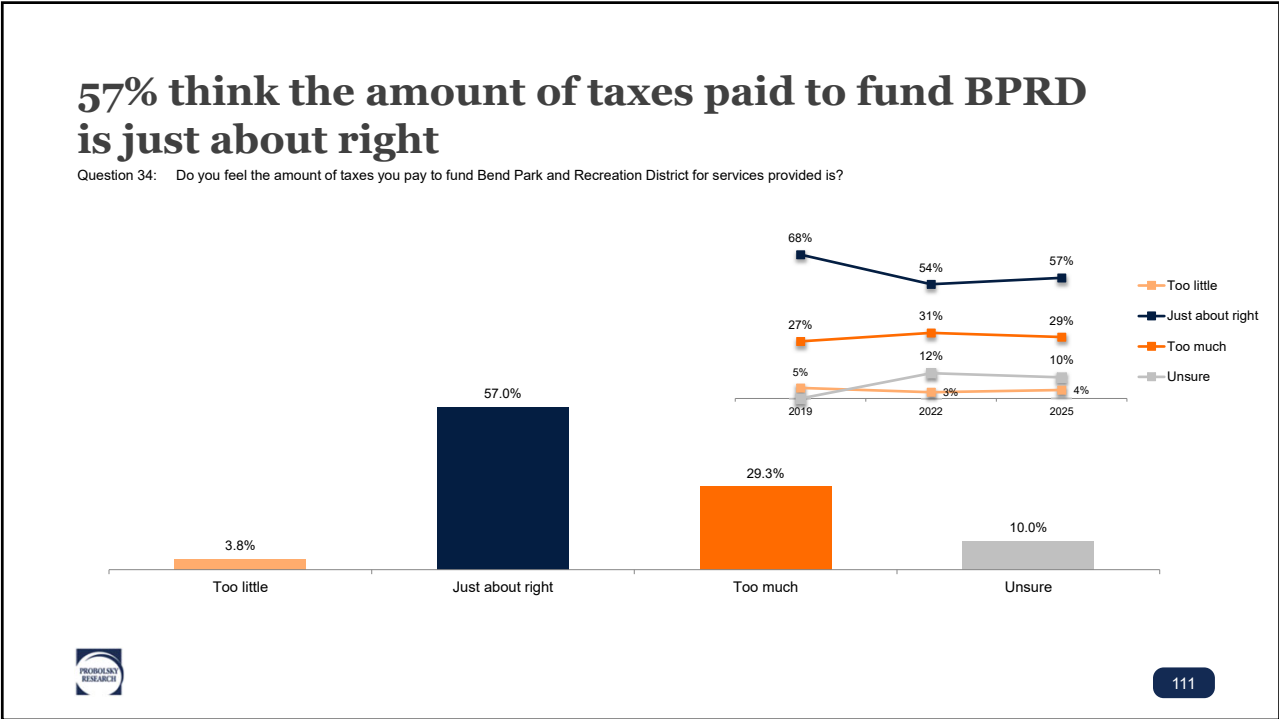


BPRD Service value note: 0 is "very poor value" and 10 is "very good value"





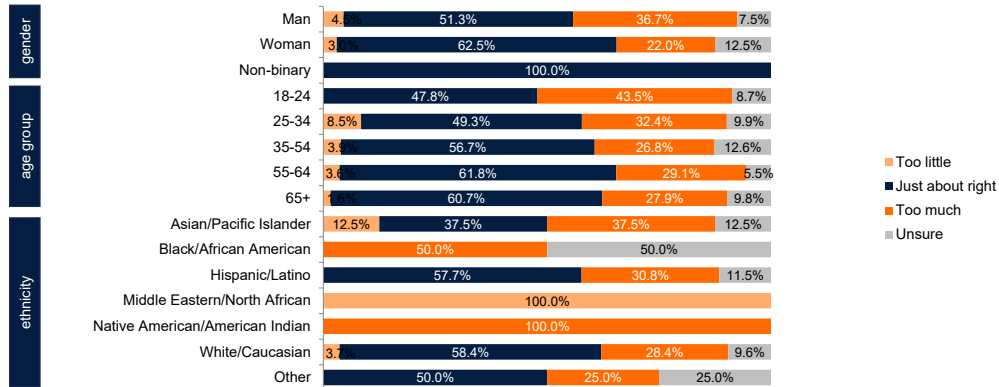
110



111

## Results by gender, age group, and ethnicity

Question 34: Do you feel the amount of taxes you pay to fund Bend Park and Recreation District for services provided is?

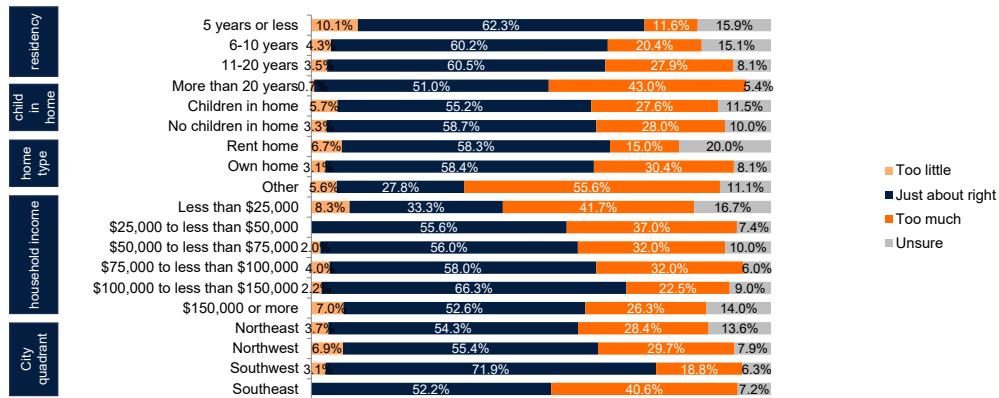


112

112

## Results by years of residency, children in home, home type, household income, and City quadrant

Question 34: Do you feel the amount of taxes you pay to fund Bend Park and Recreation District for services provided is?

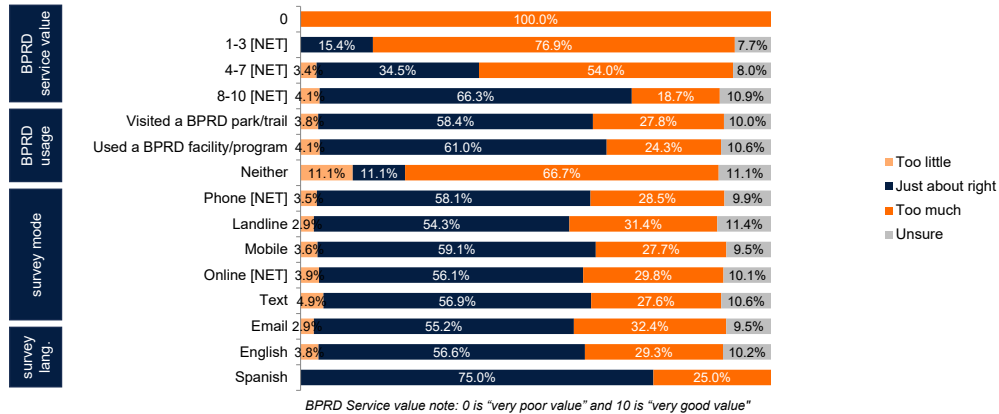


113

113

## Results by parks, trails, and recreational services value, BPRD usage, survey mode, and survey language

Question 34: Do you feel the amount of taxes you pay to fund Bend Park and Recreation District for services provided is?

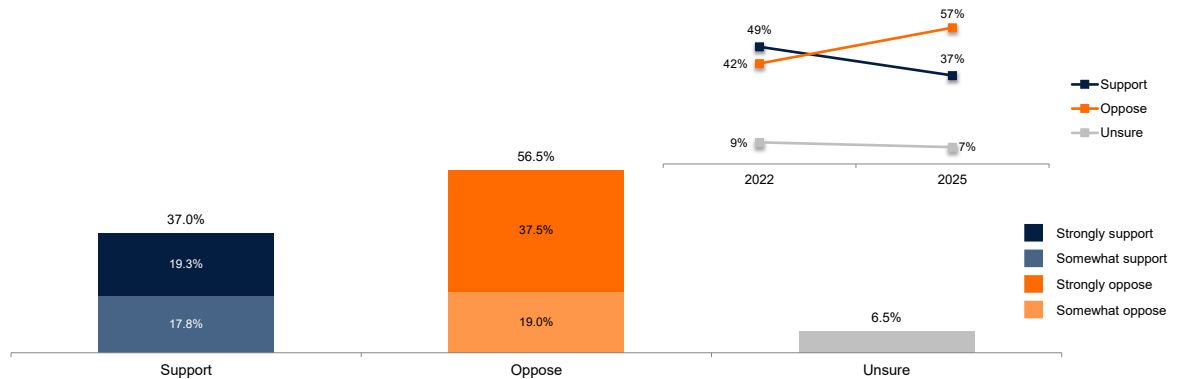


114

114

## 57% oppose waiving the fee on new affordable housing projects

Question 35: Currently, a fee is charged on the construction of new residences in Bend to pay for additional parks, roads, sewer, and water services to serve population growth. A portion of the fee goes to Park and Recreation District to help build parks and trails. Waiving this portion of the fee would help make affordable housing projects more affordable but would also mean reducing park and recreation services. Would you support or oppose waiving this portion of the fee on new affordable housing projects?

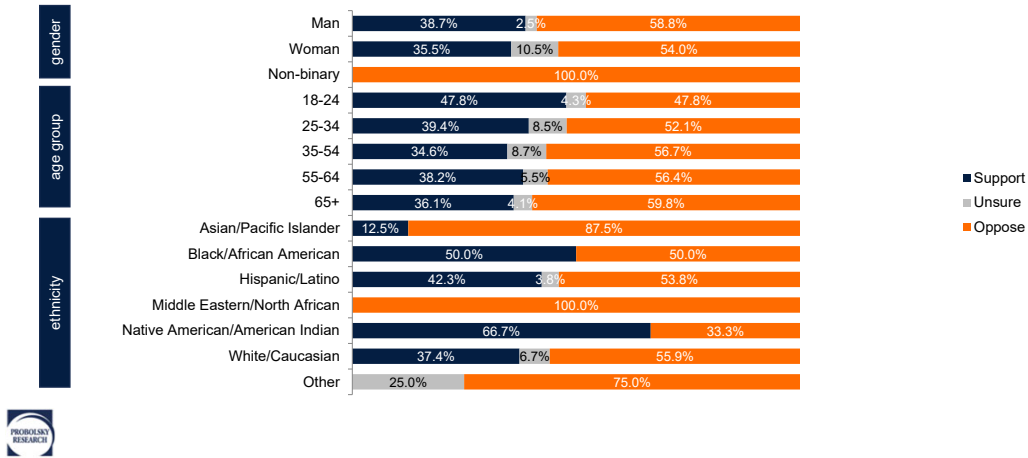


115

115

## Results by gender, age group, and ethnicity

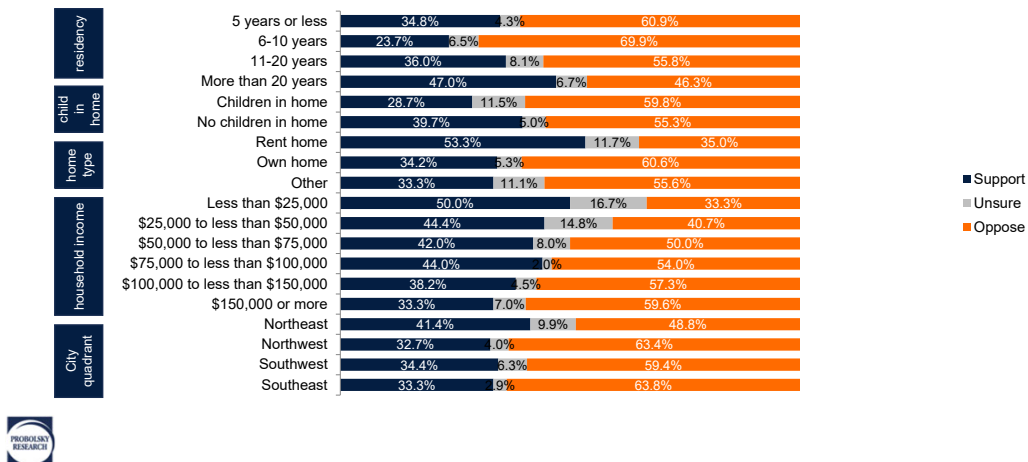
Question 35: Currently, a fee is charged on the construction of new residences in Bend to pay for additional parks, roads, sewer, and water services to serve population growth. A portion of the fee goes to Park and Recreation District to help build parks and trails. Waiving this portion of the fee would help make affordable housing projects more affordable but would also mean reducing park and recreation services. Would you support or oppose waiving this portion of the fee on new affordable housing projects?



116

## Results by years of residency, children in home, home type, household income, and City quadrant

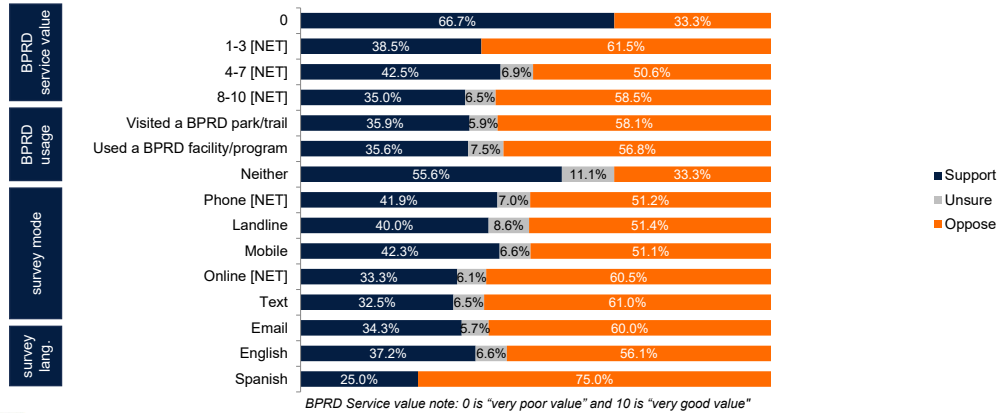
Question 35: Currently, a fee is charged on the construction of new residences in Bend to pay for additional parks, roads, sewer, and water services to serve population growth. A portion of the fee goes to Park and Recreation District to help build parks and trails. Waiving this portion of the fee would help make affordable housing projects more affordable but would also mean reducing park and recreation services. Would you support or oppose waiving this portion of the fee on new affordable housing projects?



117

## Results by parks, trails, and recreational services value, BPRD usage, survey mode, and survey language

Question 35: Currently, a fee is charged on the construction of new residences in Bend to pay for additional parks, roads, sewer, and water services to serve population growth. A portion of the fee goes to Park and Recreation District to help build parks and trails. Waiving this portion of the fee would help make affordable housing projects more affordable but would also mean reducing park and recreation services. Would you support or oppose waiving this portion of the fee on new affordable housing projects?

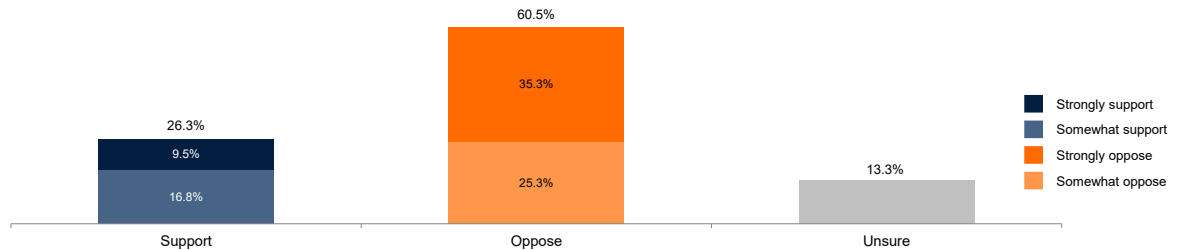


118

118

## 61% oppose property tax exemptions

Question 36: Currently, the City of Bend has a number of tax exemption programs where the property taxes received by the City and other taxing districts are waived to support the development of housing and economic development. Property tax exemptions support the development of housing and economic development, but also have impacts on the monies available for park and recreation operations and maintenance. Would you support or oppose property tax exemptions that would impact park and recreation operations and maintenance monies to support housing and economic development?

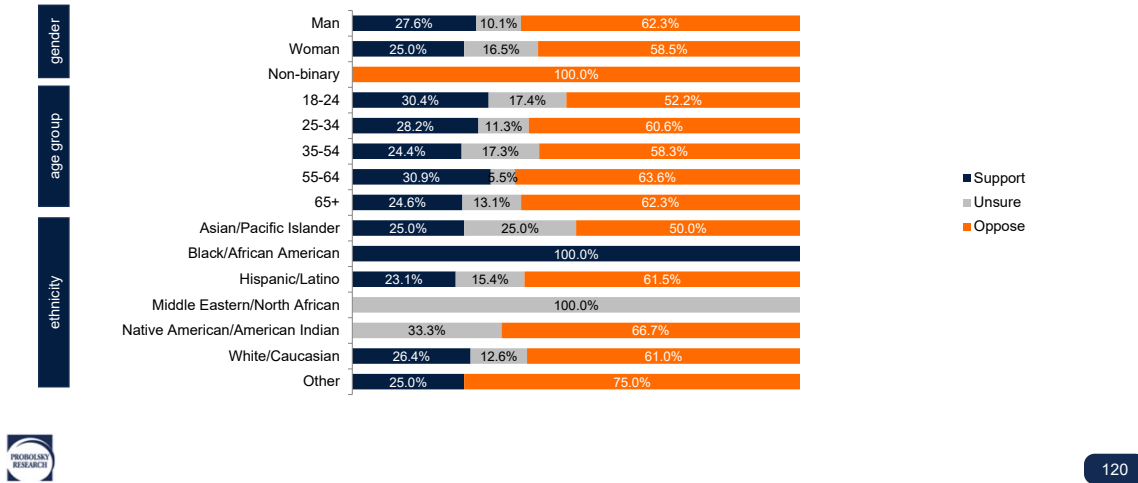


119

119

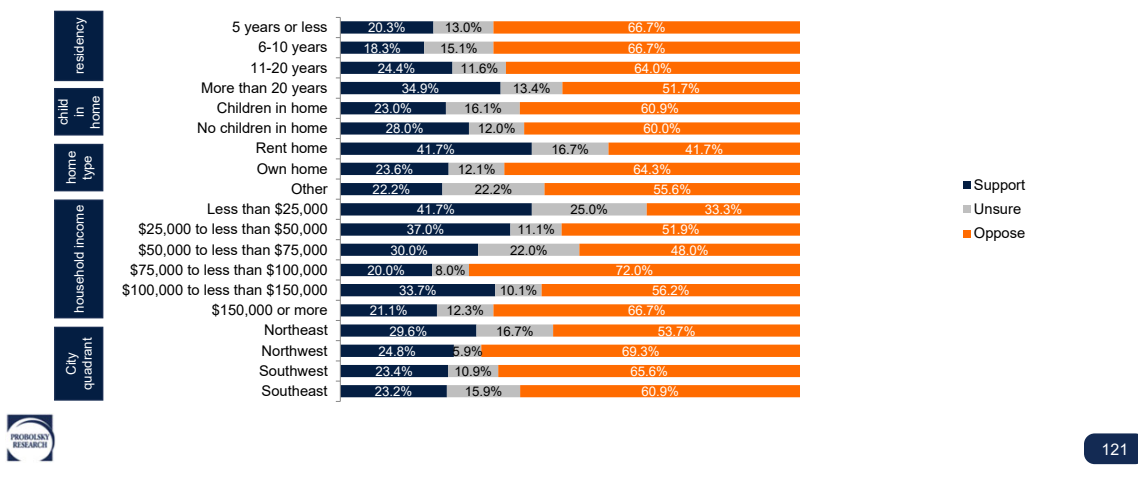
## Results by gender, age group, and ethnicity

Question 36: Currently, the City of Bend has a number of tax exemption programs where the property taxes received by the City and other taxing districts are waived to support the development of housing and economic development. Property tax exemptions support the development of housing and economic development, but also have impacts on the monies available for park and recreation operations and maintenance. Would you support or oppose property tax exemptions that would impact park and recreation operations and maintenance monies to support housing and economic development?



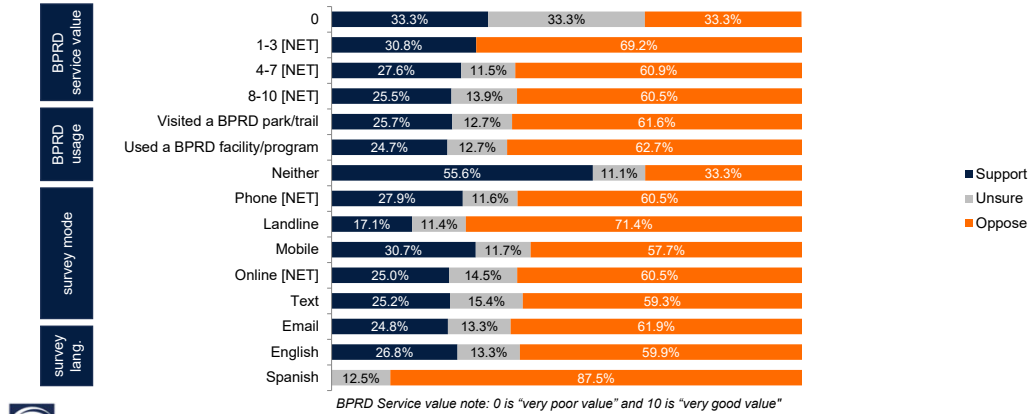
## Results by years of residency, children in home, home type, household income, and City quadrant

Question 36: Currently, the City of Bend has a number of tax exemption programs where the property taxes received by the City and other taxing districts are waived to support the development of housing and economic development. Property tax exemptions support the development of housing and economic development, but also have impacts on the monies available for park and recreation operations and maintenance. Would you support or oppose property tax exemptions that would impact park and recreation operations and maintenance monies to support housing and economic development?



## Results by parks, trails, and recreational services value, BPRD usage, survey mode, and survey language

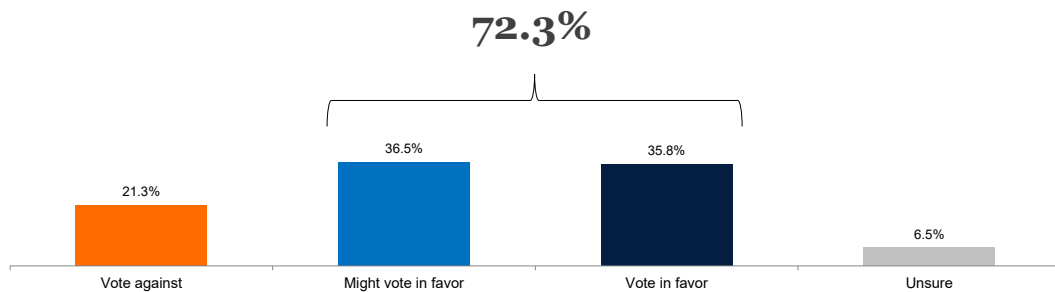
Question 36: Currently, the City of Bend has a number of tax exemption programs where the property taxes received by the City and other taxing districts are waived to support the development of housing and economic development. Property tax exemptions support the development of housing and economic development, but also have impacts on the monies available for park and recreation operations and maintenance. Would you support or oppose property tax exemptions that would impact park and recreation operations and maintenance monies to support housing and economic development?



## 72% may be willing to vote for a BPRD bond measure

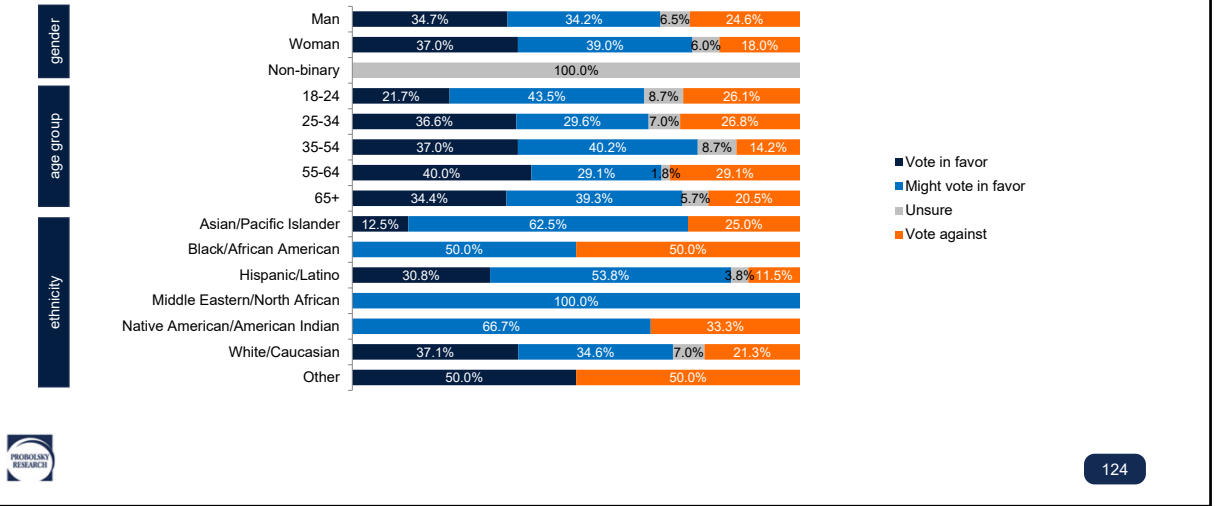
Bonds are used to fund construction and new development projects for the Bend Park and Recreation District. Bonds must be approved by voters, and funding is provided based on property values. There has been one voter approved bond, in 2012, since the formation of the district.

Question 37: How willing are you to vote for a bond measure to fund the acquisition, development and the renovation of parks, trails, natural areas, fitness, and sports and recreation facility?



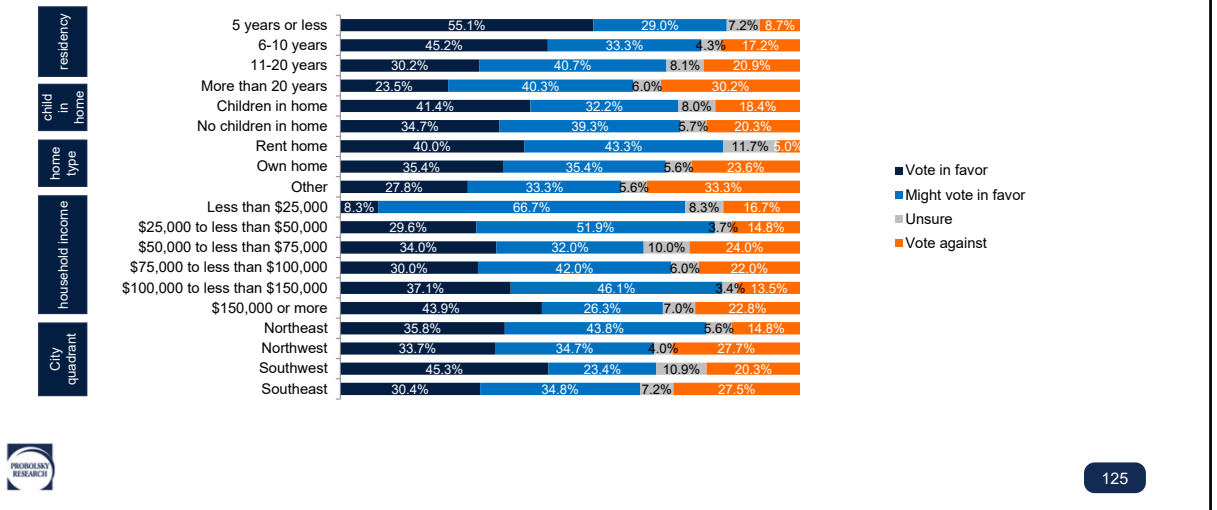
## Results by gender, age group, and ethnicity

Question 37: How willing are you to vote for a bond measure to fund the acquisition, development and the renovation of parks, trails, natural areas, fitness, and sports and recreation facility?



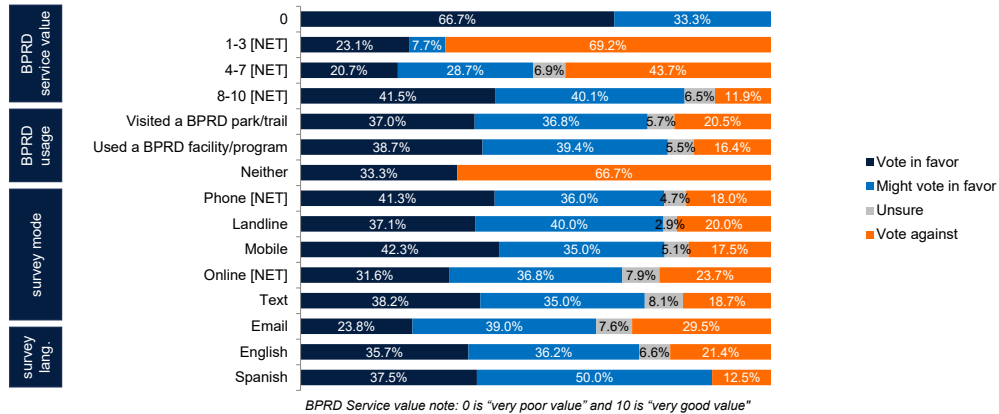
## Results by years of residency, children in home, home type, household income, and City quadrant

Question 37: How willing are you to vote for a bond measure to fund the acquisition, development and the renovation of parks, trails, natural areas, fitness, and sports and recreation facility?



## Results by parks, trails, and recreational services value, BPRD usage, survey mode, and survey language

Question 37: How willing are you to vote for a bond measure to fund the acquisition, development and the renovation of parks, trails, natural areas, fitness, and sports and recreation facility?

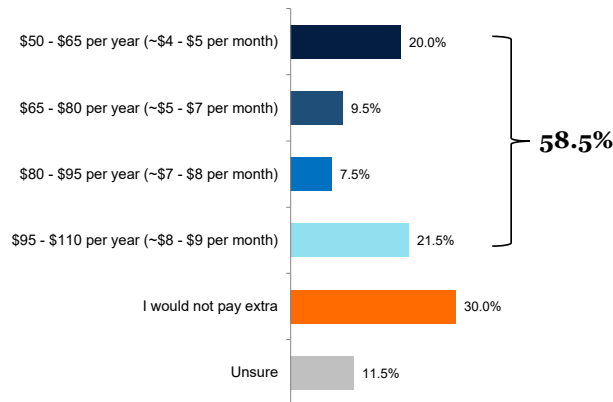


126

126

## 59% are willing to pay up to \$50 or more in property taxes; 30% would not pay any extra

Question 38: What is the maximum amount of additional annual property tax that you would be willing to pay to fund the acquisition, development and renovation of parks, trails, natural areas, fitness, and recreation facilities?

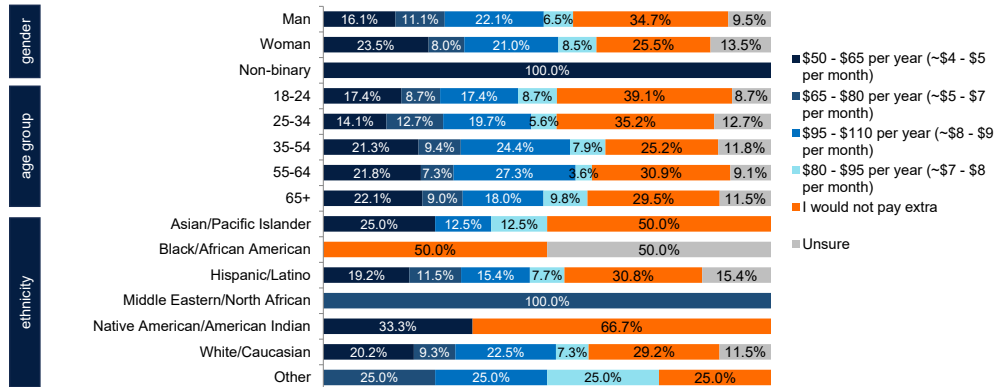


127

127

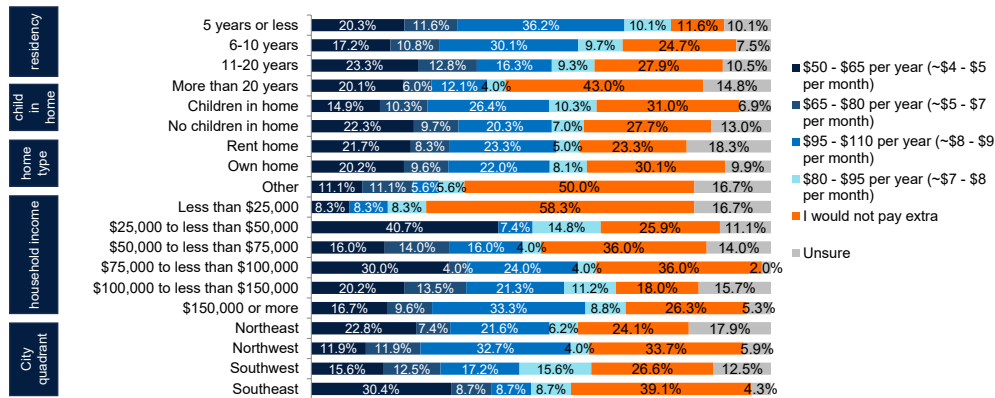
## Results by gender, age group, and ethnicity

Question 38: What is the maximum amount of additional annual property tax that you would be willing to pay to fund the acquisition, development and renovation of parks, trails, natural areas, fitness, and recreation facilities?



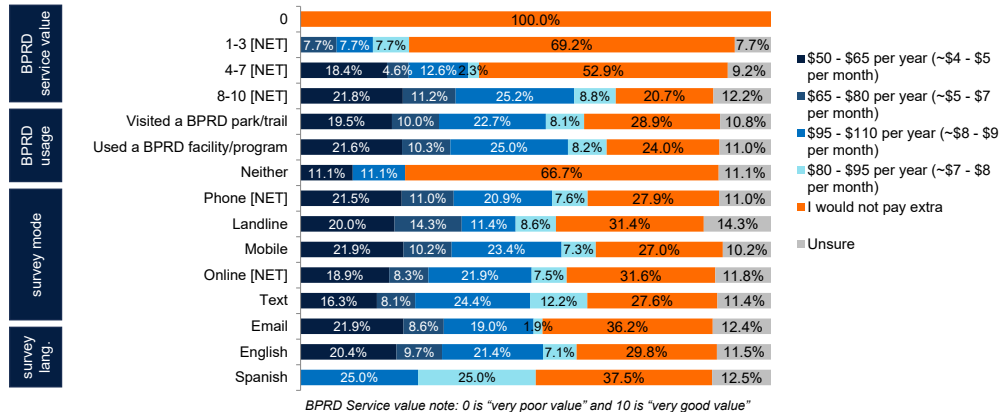
## Results by years of residency, children in home, home type, household income, and City quadrant

Question 38: What is the maximum amount of additional annual property tax that you would be willing to pay to fund the acquisition, development and renovation of parks, trails, natural areas, fitness, and recreation facilities?



## Results by parks, trails, and recreational services value, BPRD usage, survey mode, and survey language

Question 38: What is the maximum amount of additional annual property tax that you would be willing to pay to fund the acquisition, development and renovation of parks, trails, natural areas, fitness, and recreation facilities?



BPRD Service value note: 0 is "very poor value" and 10 is "very good value"



## Questions?

**Adam Probolsky, President**  
 O: 949-855-6400 | M: 949-697-6726  
 E: adam@probolskyresearch.com

**Joshua Emeneger, Principal Researcher**  
 E: josh@probolskyresearch.com



**Opinion Research on  
 Elections and Public Policy**



PROBOLSKY RESEARCH  
 100 Pine Street Suite 1250 San Francisco CA 94111

San Francisco  
 (415) 870-8150

Newport Beach  
 (949) 855-6400

Washington DC  
 (202) 559-0270